

PHILIPS

Xitanium

LED driver



Datasheet

Xitanium non-isolated Single Current (Two output)

Xitanium 35W 0.3/0.35A 50-100V SC 230V

9290 021 30006

Xitanium LED drivers with single current output offer industry leading performance and reliability at optimized cost.

They are ideal for high volume applications while delivering to specific requirements. These drivers offer the same level of performance as Xitanium adjustable current linear drivers to ensure high quality of light, but with a specific current setting for optimized performance. Due to the low output current ripple, you can be sure to offer your customers high quality of light without visual flicker and stroboscopic effects.

Benefits

- High quality of light -assurance of camera and scanner-friendly performance
- High reliability
- Optimized performance at specific output current settings

Features

- Low output current tolerance
- Low output current ripple
- Long lifetime at high operating temperature
- Two output current channels
- Suitable for Class I luminaires

Application

- Offices
- Retail: supermarkets, shopping malls

Electrical input data

Specification item	Value	Unit	Condition
Rated input voltage range	220...240	V _{ac}	Performance range
Rated input voltage	230	V _{ac}	
Rated input frequency range	50...60	Hz	Performance range
Rated input current	0.18	A	@ rated output power @ rated input voltage
Rated input power	38	W	@ maximum rated output power @ rated input voltage
Power factor	0.95		@ rated output power @ rated input voltage
Total harmonic distortion	13.2	%	@ rated output power @ rated input voltage
Efficiency	85.1	%	@ rated output power @ rated input voltage @ max. U _{out}
Rated input voltage DC range	186...250	V _{dc}	Performance range
Input voltage AC range	198...264	V _{ac}	Safety operational range
Input frequency AC range	45...66	Hz	Safety operational range
Input voltage DC range	168...275	V _{dc}	Operational range
Isolation input to output	No		

Electrical output data


Specification item	Value	Unit	Condition
Regulation method	Constant Current		
Output voltage	50...100	V _{dc}	
Output voltage max.	150	V	Maximum output voltage (rms)
Output current	0.3 / 0.35	A	Depends on the selected output LED- wire
Output current tolerance ±	7	%	
Output current ripple LF	≤ 4	%	Ripple = peak / average, < 3kHz
Output power	15...35	W	

Electrical data controls input

Specification item	Value	Unit	Condition
Control method	Fixed		

Wiring and Connections

Specification item	Value	Unit	Type
Input wire cross-section	0.5...1.5 / 20...16	mm ² / AWG	WAGO744, solid wire
Input wire strip length	8...9	mm	
Output wire cross-section	0.5...1.5 / 20...16	mm ² / AWG	WAGO744, solid wire
Output wire strip length	8...9	mm	
Maximum cable length	0.6	m	Total length of wiring including LED module, one way




Insulation

Insulation per IEC61347-1	Input	Ouput	Housing
Input		No	Basic
Ouput	No		Basic
Housing	Basic	Basic	

Dimensions and weight

Specification item	Value	Unit	Tolerance (mm)
Length (A1)	209	mm	
Mounting hole distance (A2)	195	mm	
Width (B1)	30	mm	
Height (C1)	21	mm	
Mounting hole diameter (D1)	4.1	mm	
Weight	134	gram	



Logistical data

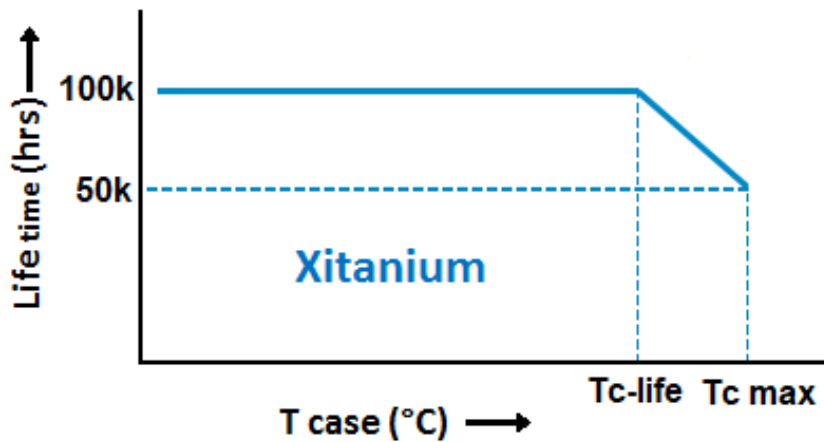
Specification item	Value
Product name	Xitanium 35W 0.3/0.35A 50-100V SC 230V
EOC	871869973629300
Logistic code 12NC	9290 021 30006
EAN1 (GTIN)	8718699736293
EAN3 (box)	8718699736309
Pieces per box	20

Operational temperatures and humidity

Specification item	Value	Unit	Condition
Ambient temperature	-25...+50	°C	Higher ambient temperature allowed as long as Tcase-max is not exceeded
Tcase-max	75	°C	Lifetime 50khrs
Tcase-life	65	°C	Lifetime 100khrs; measured at T _c -point
Maximum housing temperature	110	°C	In case of a failure, inherent by design
Relative humidity	10...90	%	Non-condensing

Lifetime

Specification item	Value	Unit	Condition
Driver lifetime	100,000	hours	Measured temperature at Tcase-point is Tcase-life. Maximum failures = 10%



Storage temperature and humidity

Specification item	Value	Unit	Condition
Ambient temperature	-25...+85	°C	
Relative humidity	5...95	%	Non-condensing

Programmable features

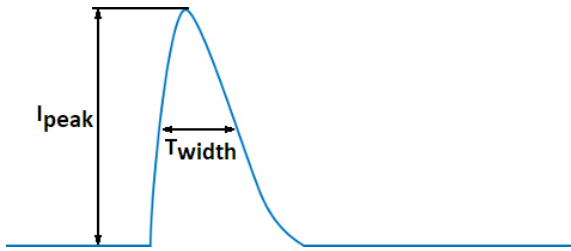
Specification item	Available	Default setting	Condition
Set Adjustable Output Current (AOC)	Manual	300 mA	Select 300mA or 350mA output via wire
DC emergency (DCemDim)	No		With a DC mains the output current is 100%.

Features

Specification item	Value	Condition
Open load protection	Yes	Mains reset needed
Short circuit protection	Yes	Automatic recovering
Over power protection	Yes	Automatic recovering
Hot wiring	No	
Suitable for fixtures with protection class	I	per IEC60598
Output Overvoltage Detection	Yes	

Inrush current

Specification item	Value	Unit	Condition
Inrush current	15	A	Input voltage 230V
Inrush peak width	215	μ s	Input voltage 230 V, measured at 50% height
Drivers / MCB 16A type B	≤ 42	pcs	Indicative value



Please refer to the driver design in guide if you use other MCB-types.

Driver touch current / protective conductor current

Specification item	Value	Unit	Condition
Typical Protective Conductor Current (ins. Class I)	0.5	mA rms	Acc. IEC60598-1. LED module contribution not included

Surge immunity

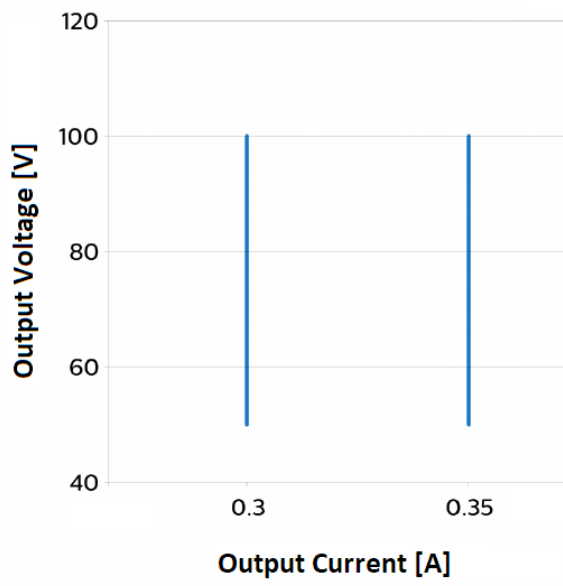
Specification item	Value	Unit	Condition
Mains surge immunity (diff. mode)	1	kV	Acc. IEC61000-4-5. 2 Ohm, 1.2/50 μ s, 8/20 μ s
Mains surge immunity (comm. mode)	2	kV	Acc. IEC61000-4-5. 12 Ohm, 1.2/50 μ s, 8/20 μ s

Application Info

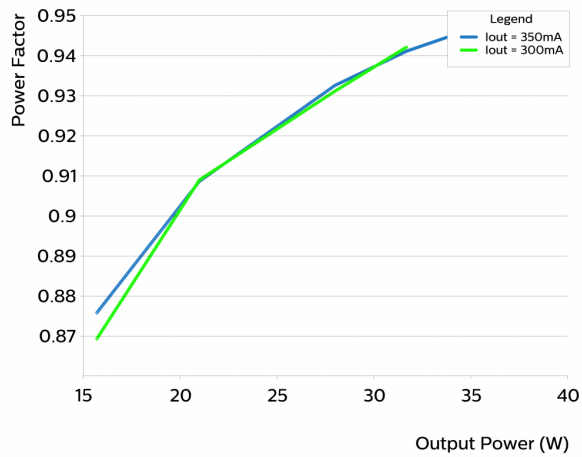
Specification item	Value
Approval marks	CE / ENEC
Ingress Protection classification (IP)	20
Application	Indoor Linear
Mounting Type	Built-in

Graphs

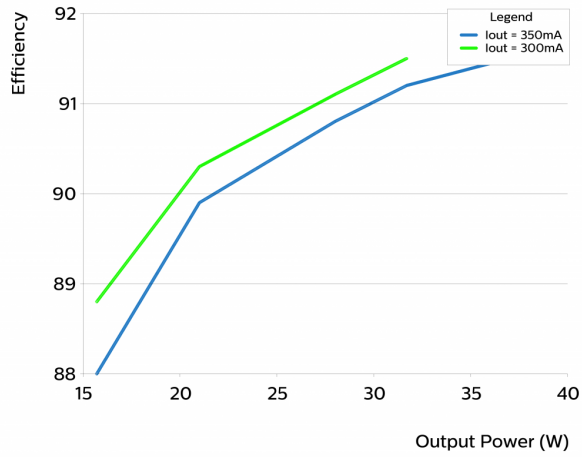
Operating window



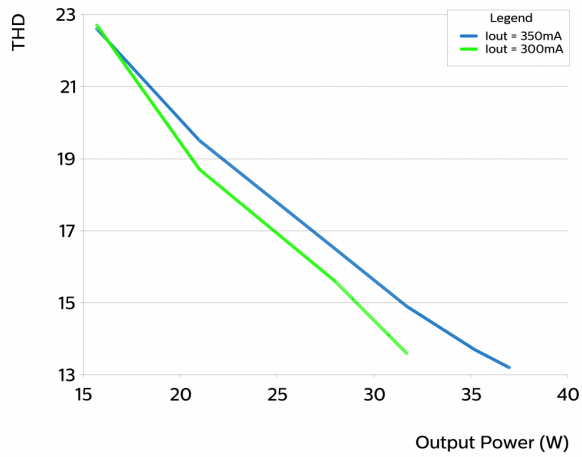
Power factor versus output power



Efficiency versus output power



THD versus output power



©2021 Signify Holding, IBRS 10461, 5600 VB, NL. All rights reserved.
UK importer address: Signify Commercial UK Limited, 3, Guildford Business Park, GU2 8XG.

The information provided herein is subject to change without notice. Signify does not give any representation or warranty as to the accuracy or completeness of the information included herein and shall not be liable for any action in reliance thereon. The information presented in this document is not intended as any commercial offer and does not form part of any quotation or contract, unless otherwise agreed by Signify.

Philips and the Philips Shield Emblem are registered trademarks of Koninklijke Philips N.V. All other trademarks are owned by Signify Holding or their respective owners.

Date of release: August 23, 2021 v3

www.philips.com/oem