

WAKSPOWER11-G4

6-10kVA, PF=1.0



WAKSPOWER11-G4-06k0-RT-BC192 + KU-BAT-3URT-16x7-BC192
WAKSPOWER11-G4-06k0-RT-BC192 + KU-BAT-3URT-16x9-BC192
WAKSPOWER11-G4-10k0-RT-BC192 + KU-BAT-3URT-16x7-BC192
WAKSPOWER11-G4-10k0-RT-BC192 + KU-BAT-3URT-16x9-BC192
WAKSPOWER11-G4-06k0-RT-BC192
WAKSPOWER11-G4-10k0-RT-BC192










VFI-SS-111

Features

<input type="checkbox"/> Pure sine output wave (true sin),	<input type="checkbox"/> Output power factor: 1.0 <input type="checkbox"/> Input power factor: 0,99
<input type="checkbox"/> True online double conversion – topology VFI-SS-111 High-frequency	<input type="checkbox"/> Advanced DSP technology Long backup time
<input type="checkbox"/> Rack/Tower metal case 1phase <input type="checkbox"/> -> 1phase	<input type="checkbox"/> Dual-input design Bypass available
<input type="checkbox"/> Output voltage independent <input type="checkbox"/> Parallel work up 4pcs <input type="checkbox"/> Flexible battery configuration	<input type="checkbox"/> Advanced fan management <input type="checkbox"/> Efficiency 94% (in mode Eco 98%) Cold start
<input type="checkbox"/> Auto battery charger, floating/equalizing charge control current 1...5A	<input type="checkbox"/> Settable delayed start time when mains power is restored, reducing impact on power grid or generator
<input type="checkbox"/> Autodiagnostic	<input type="checkbox"/> LED+LCD display
<input type="checkbox"/> User LCD MENU <input type="checkbox"/> Internal maintenance bypass	<input type="checkbox"/> Communication protocol: RS232, USB, RS485, NET, Dry contacts, SNMP, Wifi, GPRS

Application

		
Telecommunication systems	Servers	Industrial
		
Buildings	Laboratory	Motors

Technical parameters

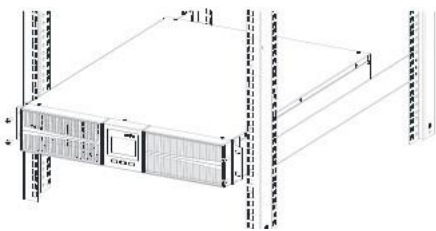
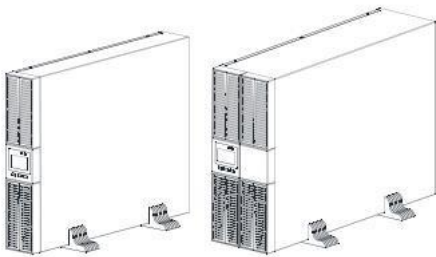
MODEL	WAKSPower11-G4- k0 -RT-BC192 KU - 06 BAT-URT _x ⁺ ₁₆ ⁺ -BC192	WAKSPower11-G4- k0 -RT-BC192 KU - 06 BAT-URT _x ⁺ ₁₆ ⁺ -BC192	WAKSPower11-G4- 10k0-RT-BC192 KU - BAT-URT _x ⁺ ₁₆ ⁺ -BC192	WAKSPower11-G4- 10k0-RT-BC192 KU - BAT-URT _x ⁺ ₁₆ ⁺ -BC192	WAKSPower11-G4- k0 -RT-BC192	WAKSPower11-G4- k10 -RT-BC192
Output power	6kVA / 6kW	6kVA / 6kW	10kVA / 10kW	10kVA / 10kW	6kVA / 6kW	10kVA / 10kW
INPUT						
Input voltage (1-phase)	Rated: 230VAC Additional: 208V / 220 V / 230V / 240V (selectable) Input range: 176...288Vac (full power) Bypass: -40%...+15% rated					
Input frequency	40-70Hz Auto-selection					
Power factor	PF >0,99					
Connection:	2x 6mm ²		2x 10mm ²		2x 6mm ²	2x 10mm ²
OUTPUT						
Output voltage (1-phase)	Mains mode: 230Vac +/- 1% (options: 208Vac, 220Vac, 240Vac +/- 1%) Battery mode: 230Vac +/- 1% (options: 208Vac, 20Vac, 240Vac +/- 1%)					
Output frequency	50/60Hz ± 1% (auto-selection), grid synchronization					
Output wave	Mains mode: pure sine Battery mode: pure sine					
Transfer time	Grid -> battery: 0ms To electronic bypass: 4ms					
THD	THD <1% linear THD <4% non-linear					
Connection	2x 6mm ²		2x 10mm ²		2x 6mm ²	2x 10mm ²
Efficiency	Mains mode: >94% (max) ECO mode: >98%					
Output power factor	1.0					
Crest factor	3:1					
Load type	Resistance, inductive, rectifier					
Overload	105%...110%: 10min 110%...125%: 1min 126...150%: 30sek					
BATTERY						
Battery type:	Lead acid VRLA AGM 12V					
Charger current:	1A (set by LCD MENU)				1...5A	
Q-ty:	16pcs				16...20pcs (default 16pcs)	
Q-ty:	16szt 12V/7Ah	16szt 12V/9Ah	16szt 12V/7Ah	16szt 12V/9Ah	None, external battery bank	

Capacity	12V: 9Ah lub 12V:7Ah	---
Battery chain	Default: 192Vdc Settable: 192...240Vdc	
Charging time	10h	

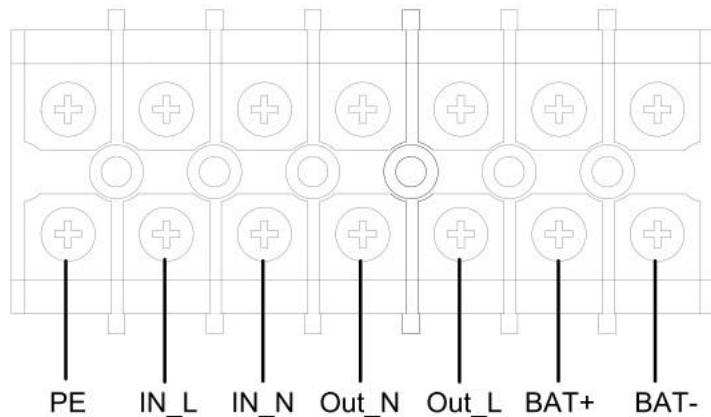
MODEL	WAKSPower11-G4- k0 -RT-BC192 KU - 06 BAT-URT _x ₁₆ ⁺ 3	WAKSPower11-G4- k0 -RT-BC192 KU - 06 BAT-URT _x ₁₆ ⁺ 3	WAKSPower11-G4- 10k0-RT-BC192 KU - 06 BAT-URT _x ₁₆ ⁺ 3	WAKSPower11-G4- 10k0-RT-BC192 KU - 06 BAT-URT _x ₁₆ ⁺ 3	WAKSPower11-G4- k0 -RT-BC192 06	WAKSPower11-G4- k0 -RT-BC192 10
Output power	6kVA / 6kW	6kVA / 6kW	10kVA / 10kW	10kVA / 10kW	6kVA / 6kW	10kVA / 10kW
BACKUP TIME						
For 100% load	4min	6min	2min	3min	5min – 2h (external battery bank)	
For 75% load	5min	8min	3min	4min		
For 50% load	7min	10min	5min	7min		
For 25% load	10min	12min	10min	12min		
DIMENSIONS						
Weight netto/brutto (kg)	58/68kg	63/73kg	58/68kg	63/73kg	12/14kg	14/16kg
Dimension w / d / h (mm)	UPS: 440/580/88mm(2U) Bank: 440/580/132mm(3U)				440/580/88mm(2U)	
Packing w / d / h (mm)	514/696/168mm + 514/696/200mm				514/696/168mm	
PROTECTIONS						
Full protections	Overload, short-circuit, overtemperature, battery low voltage, overvoltage, undervoltage, fan failure					
ENVIROMENT						
Humidity	0~95% RH @ 0~40°C (non-condensation), IP20					
Noise	<55dB, Fan speed control					
COMMUNICATIONS						
Port USB (standard) Port RS232 (standard)	Linux, Windows®98 Server 2016, Windows®98/2000/2003/XP/Vista/2008/Windows®7/Windows®8/ Windows®10/, UPSmart					
Slot (one)	KU-CARD-SNMP, serial network managing protocol					
	KU-CARD-AS400, dry contact					
	KU-CARD-GPRS					

	KU-CARD-MODBUS
EPO (standard) Dry contact	Emergency Power OFF socket
REGULATIONS	
Topology	VFI-SS-111
LVD	EN62040-1-1
EMC	EN62040-2 EN61000-4-2 EN61000-4-3 EN61000-4-4 EN61000-4-5 EN61000-2-2

View:



Connections:



BAT+ BAT - Battery connection

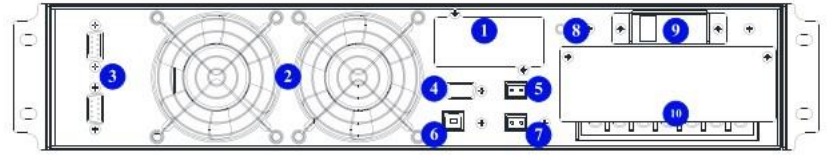
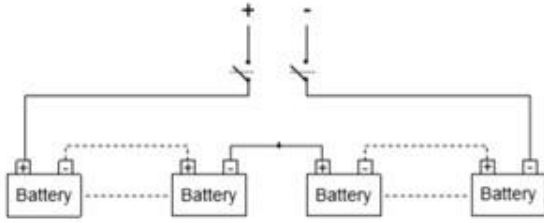
IN_L, IN_N, Input

OUT_L, OUT_N Output

PE Ground

Battery connection 16-20pcs:

Rear panel:



- | | |
|--|--|
| 1 – SNMP/AS400 slot | 7 – Temperature option (not in standard) |
| 2 – Fans, intelligent speed control | 8 – GND |
| 3 – parallel slot option (not in standard) | 9 – Bypass switch |
| 4 – RS232, DB9 type | 10 – Terminal Cover |
| 5 – EPO, NO type | |
| 6 – port USB (type B) | |