


## NPN-POWER TRANSISTOR



**BU326, BU326A**  
**TO-3**  
**Metal Can Package**

### ABSOLUTE MAXIMUM RATING

PARAMETER	SYMBOL	BU326	BU326A	UNITS
Collector-emitter voltage ( $V_{BE}=0$ )	$V_{CES}$	800	900	V
Collector-emitter voltage (open base)	$V_{CEO}$	375	400	V
Emitter-base voltage (open collector)	$V_{EBO}$	10		V
Collector current	$I_C$	6		A
Collector current (peak)	$I_{CM}$	8		A
Base current	$I_{BM}$	3		A
Total power dissipation up to $T_C=95^\circ\text{C}$	$P_{tot}$	75		W
Junction temperature	$T_J$	200		$^\circ\text{C}$
Storage temperature	$T_{stg}$	-65 to 200		$^\circ\text{C}$

### THERMAL RESISTANCE

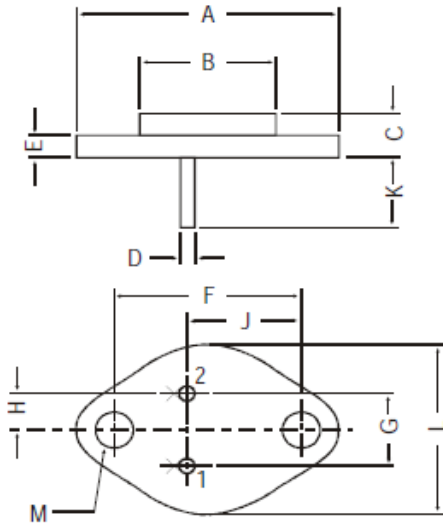
PARAMETER	SYMBOL	VALUE	UNITS
from junction to case	$R_{th\ J-C}$	2.33	°C/W

### ELECTRICAL CHARACTERISTICS ( $T_A=25^\circ\text{C}$ unless otherwise specified)

PARAMETER	SYMBOL	TEST CONDITIONS	BU326		BU326A		UNITS
			MIN	MAX	MIN	MAX	
Collector cut-off current	$I_{CES}$	$V_{BE} = 0, V_{CE} = 800\text{V}$	-	1.0	-	-	mA
		$V_{BE} = 0, V_{CE} = 900\text{V}$	-	-	-	1	
		$V_{BE} = 0, V_{CE} = 800\text{V}, T_C=125^\circ\text{C}$	-	2	-	-	
		$V_{BE} = 0, V_{CE} = 900\text{V}, T_C=125^\circ\text{C}$	-	-	-	2	
Collector -emitter sustaining voltage	$V_{CEO(sus)}^*$	$I_C=100\text{mA}, I_B=0$	375	-	400	-	V
Collector -emitter voltage	$V_{CES}$	$I_C=1\text{mA}, V_{BE} = 0$	800	-	900	-	V
Emitter-base voltage	$V_{EBO}$	$I_E=10\text{mA}, I_C=0$	10	-	10	-	V
Collector-emitter saturation voltage	$V_{CESat}^*$	$I_C = 2.5\text{ A}, I_B = 0.5\text{ A}$	-	1.5	-	1.5	V
Base-emitter saturation voltage	$V_{BESat}^*$	$I_C = 2.5\text{ A}, I_B = 0.5\text{ A}$	-	1.4	-	1.4	V
Collector-emitter saturation voltage	$V_{CESat}^*$	$I_C = 4\text{ A}, I_B = 1.25\text{ A}$	-	3.0	-	3.0	V
Base-emitter saturation voltage	$V_{BESat}^*$	$I_C = 4\text{ A}, I_B = 1.25\text{ A}$	-	1.6	-	1.6	V
D.C. Current gain	$h_{FE}^*$	$I_C = 1\text{ A}, V_{CE} = 5\text{V}$	typ. 25				

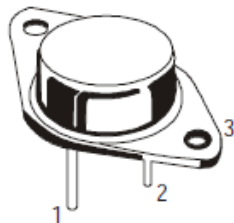
\* Pulsed: pulse duration = 300  $\mu\text{s}$ ; duty cycle = 1.5%

### TO-3 Metal Can Package



All dimensions in mm.

DIM	MIN.	MAX.
A	—	39.37
B	—	22.22
C	6.35	8.50
D	0.96	1.09
E	—	1.77
F	29.90	30.40
G	10.69	11.18
H	5.20	5.72
J	16.64	17.15
K	11.15	12.25
L	—	26.67
M	3.84	4.19



**PIN CONFIGURATION**  
 1. BASE  
 2. EMITTER  
 3. COLLECTOR

### Packing Detail

PACKAGE	STANDARD PACK		INNER CARTON BOX		OUTER CARTON BOX		
	Details	Net Weight/Qty	Size	Qty	Size	Qty	Gr Wt
TO-3	100 pcs/pkt	1.3 kg/100 pcs	12.5" x 8" x 1.8"	0.1K	17" x 11.5" x 21"	2K	27.5 kgs



Continental Device India Pvt. Limited

An ISO/TS 16949, ISO 9001 and ISO 14001 Certified Company



## Customer Notes:

### Component Disposal Instructions

1. CDIL Semiconductor Devices are RoHS compliant, customers are requested to please dispose as per prevailing Environmental Legislation of their Country.
2. In Europe, please dispose as per EU Directive 2002/96/EC on Waste Electrical and Electronic Equipment (WEEE).

### DISCLAIMER

The product information and the selection guides facilitate selection of the CDIL's Semiconductor Device(s) best suited for application in your product(s) as per your requirement. It is recommended that you completely review our Data Sheet(s) so as to confirm that the Device(s) meet functionality parameters for your application. The information furnished in the Data Sheet and on the CDIL Web Site/CD is believed to be accurate and reliable. CDIL however, does not assume responsibility for inaccuracies or incomplete information. Furthermore, CDIL does not assume liability whatsoever, arising out of the application or use of any CDIL product; neither does it convey any license under its patent rights nor rights of others. These products are not designed for use in life saving/support appliances or systems. CDIL customers selling these products (either as individual Semiconductor Devices or incorporated in their end products), in any life saving/support appliances or systems or applications do so at their own risk and CDIL will not be responsible for any damages resulting from such sale(s).

CDIL strives for continuous improvement and reserves the right to change the specifications of its products without prior notice.



CDIL is a registered Trademark of  
Continental Device India Pvt. Limited  
C-120 Naraina Industrial Area, New Delhi 110 028, India.  
Telephone + 91-11-2579 6150, 4141 1112 Fax + 91-11-2579 5290, 4141 1119  
email@cdil.com www.cdil.com  
CIN No. U32109DL1964PTC004291