

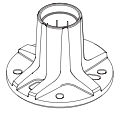

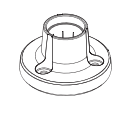
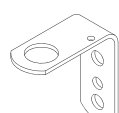
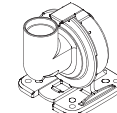
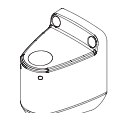

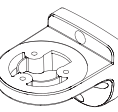

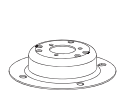
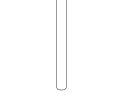

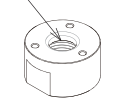
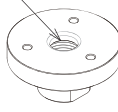
**Notice to Customer** Thank you very much for purchasing our PATLITE product. ● Request the installation and wiring be performed by a professional contractor if construction work is involved. ● Prior to installation, read this manual thoroughly before using this product to ensure correct use. ● Visit our homepage ([www.patlite.com/](http://www.patlite.com/)) and download the "Complete Operation Manual : LR" to find more about the operating method and features. ● If there are any questions concerning this product, refer to the contact information at the end of this document and contact your nearest PATLITE Sales Representative.

**Compatible Model** Signal Tower LR Series , LA6-□□W□※ ※SZK-003 [W/U/K] only

- Note**
1. This product is compatible with models manufactured from October, 2016.  
To verify the latest compatible options and model, please visit our homepage.
  2. Be sure to read the applicable instruction manual for the compatible model in addition to this model.

## 1 Lineup

(Upper : Product Name Lower : Model)

Circular Bracket	Circular Bracket	Circular Bracket	L-bracket	Folding Bracket	Wall-mount Bracket	Wall-mount Bracket
SZP-001[W/U/K]	SZP-002U	SZP-003[W/U/K]	SZL-001	SZQ-001W	SZK-001U	SZK-002 [W/U/K]
						
Accessories : Waterproof Packing Pole Waterproof Ring Binding Head Tapping Screw (2pcs.)	Accessories : Pole Waterproof Ring Binding Head Tapping Screw (2pcs.)	Accessories : Waterproof Packing Pole Waterproof Ring Binding Head Tapping Screw (2pcs.)		Accessories : Pole Waterproof Ring Binding Head Tapping Screw (2pcs.)	Accessories : Hexagon Socket Set Screw (2pcs.)	
Wall-mount Bracket	Wall-mount Bracket	Circular Bracket	Pole N Type	Pole T Type	NPT Bracket	NPT Bracket
SZK-003 [W/U/K]	SZK-004W	SZW-001W	POLE22- (0100/0300/0500/0800/1000) AN POLE22-0100/0300/0800/1 ANK	POLE22- (0100/0300/0500/0800/1000) AT	SZP-090U	SZP-091U
						
	M16×P1.5 Cable Gland Mounting ※Required cable gland is not included.		Accessories : Binding Head Tapping Screw (2pcs.)	Accessories : Hexagon Nut (2pcs.) Flat Washer (2pcs.) Binding Head Tapping Screw (2pcs.)	Accessories : 1/2" NPT Internal Threads	Accessories : 1/2" NPT Internal Threads

## 2 How to Install

**Caution** ● The following requirements are necessary for proper installation:  
-Install the signal tower where **excessive vibration** is not present. -Install the signal tower on a **sturdy surface**.  
-Install the signal tower on a **level surface**.

- Only install the signal tower in an **upright position**.
- When the installation location is unavoidably irregular and waterproof performance is required, use a sealant between the product and the installation surface.
- If the product requires an IP65 rating, apply sealant to the screws, nuts and lead wire exit when installing the compatible bracket onto the installation surface.

**1** Installing the Signal Tower.  
※Refer to the "Complete Operation Manual : LR"

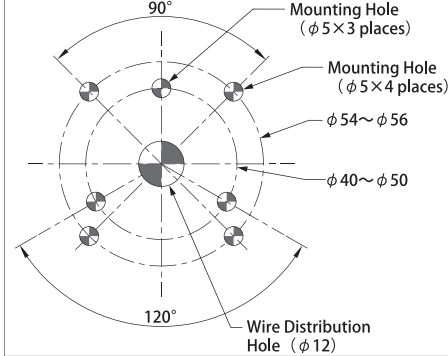
**2** Make holes in the installation surface for the mounting and wire distribution holes for the corresponding product.  
(Check the Model and refer to the suitable attachment or mounting dimension figure.)

**3** Run the wiring through the wire distribution hole.

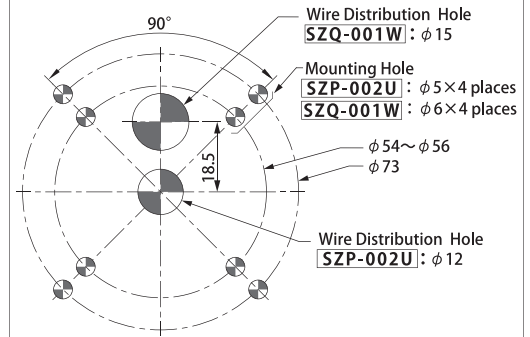
**4** Secure the product with the bolts, nuts and screws.  
(Required nuts and bolts are not included.)

Recommended Torque: **M4** 0.6 N m | **M5** 1.4 N m | **M8-M10** 12.2 N m

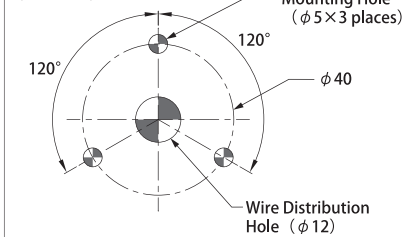
■ **SZP-001W/U/K** Mounting Dimensional Drawing  
(Unit : mm)



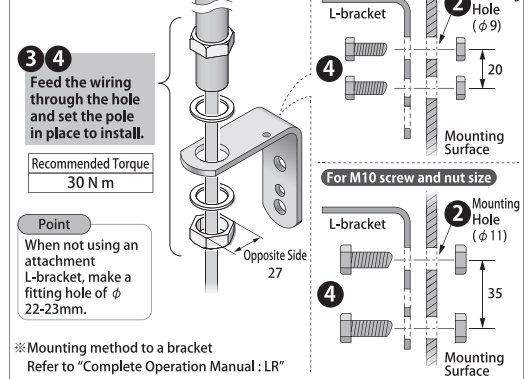
■ **SZP-002U**・**SZQ-001W** Mounting Dimensional Drawing  
(Unit : mm)



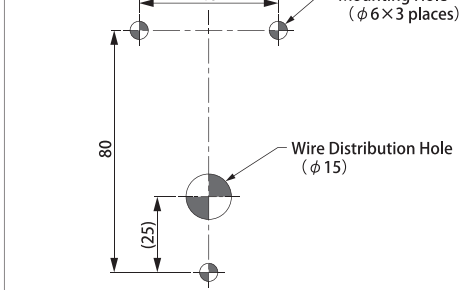
■ **SZP-003W/U/K** Mounting Dimensional Drawing  
(Unit : mm)



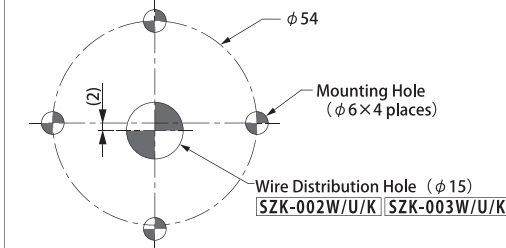
■ **POLE22-AT**・**SZL-001** Installation Figure  
(Unit : mm)



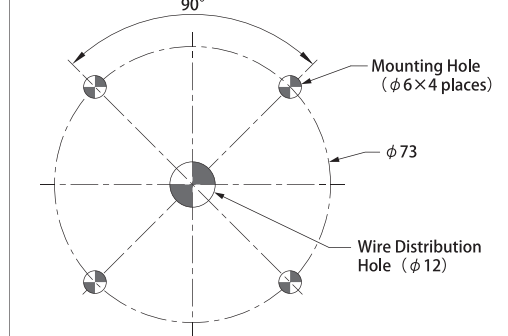
■ **SZK-001U** Mounting Dimensional Drawing  
(Unit : mm)



■ **SZK-002W/U/K**・**SZK-003W/U/K**・**SZK-004W** Mounting Dimensional Drawing  
(Unit : mm)



■ **SZW-001W** Mounting Dimensional Drawing  
(Unit : mm)



(Note) ・ Dimensions and specifications may change without notice due to continual product improvement.  
・ PATLITE and the PATLITE logo is a trademark, or registered trademark of the PATLITE Corporation of Japan and each country.