

exta

ZAMEL Sp. z o.o.

zameL

ul. Zielona 27, 43-200 Pszczyna, Poland
tel. +48 (32) 210 46 65, fax +48 (32) 210 80 04
www.zamelcet.com, e-mail: export@zamel.pl

DESCRIPTION

Flush roller blinds controller SRP-01/M is used in local and/or central control of window roller blinds or other devices with 230V AC one-phase motors. It can operate as an independent controller or in sections. The device has two built-in operation modes - upper and bottom (memory of roller blind height level).

FEATURES

- used in wired control of window roller blind, sunblind and gate drives, (electric motors of 230V AC),
- local and central control inputs,
- easily installed in Ø 60 mm junction box,
- energy-saving device, possibility of constant work,
- operation comfort mode - memory of roller blind height level, (e.g., half-height),
- possibility of cooperation with any blind switch (which is not equipped in back-light elements),
- possibility of cooperation with wireless EXTA FREE system by means of a central, flush roller blinds controller SRP-03.



NOTE

The device should be connected to a one-phase network in accordance with legally binding standards. The connection method is described in this manual. Any activities related to installation, connection, and adjustment should be performed by qualified electricians who have read this user's manual and familiarised themselves with device functions. Removing the enclosure voids the warranty and poses a risk of electric shock. Before installation, make sure that there is no voltage on connection cables. To install the device, use a cross-head screwdriver with a diameter of 3.5 mm. The proper operation of the device is affected by how the device is transported, stored, and used. It is not advisable to install the device in the following cases: lack of any components, damage to or deformation of the device. If the device operates improperly, please contact the manufacturer.

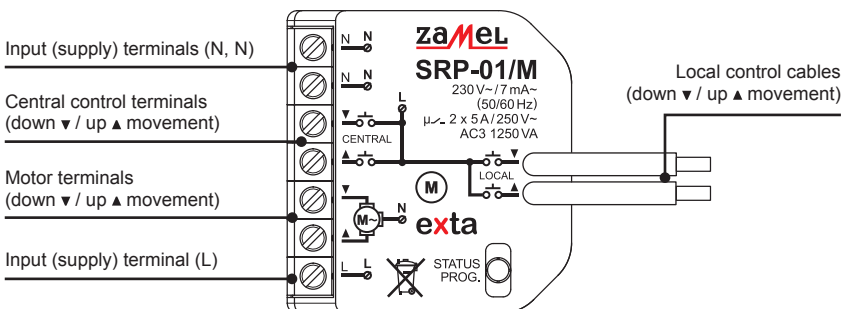


Do not dispose of this device together with other waste! To avoid harmful effects on the environment and human health, the worn-out device should be stored in designated areas. Electrical waste from households may be handed over to the waste collector established for this purpose free of charge and in any amount, as well as to the store when purchasing new equipment.

TECHNICAL DATA

SRP-01/M	
Input (supply) terminals:	L, N, N
Input rated voltage:	230 V AC
Input voltage tolerance:	+10 ÷ -15 %
Nominal frequency:	50 / 60 Hz
Nominal power consumption:	0,12 W („stand-by” mode/) / 0,45 W (roller blind movement)
Optic signalling of roller blind movement:	LED red diode
Maximum time of roller blind movement:	120 sec.
Comfort mode time adjustment:	1 ÷ 120 sec.
Local control cables:	LOCAL ▲ (up), ▼ (down)
Central control terminals:	CENTRAL ▲ (up), ▼ (down)
Motor power supply terminals:	▲ (up), ▼ (down)
Relay contact parameters:	2NO 5A / 250V AC AC3 1250 VA (voltage contacts)
Number of terminal clamps/cables:	7/2
Section of connecting cables	0,2 ÷ 2,50 mm ²
Ambient temperature range:	-10 ÷ +55 °C
Operating position:	free
Casing mounting:	installation cable box Ø 60 mm
Casing protection degree:	IP20
Overvoltage category:	II
Pollution degree:	2
Surge voltage:	1 kV
Dimensions:	38 x 40 x 17,2 mm
Weight:	0,031 kg

APPEARANCE



MOUNTING

1. Disconnect power supply by the phase fuse, the circuit-breaker or the switch-disconnector combined to the proper circuit.
2. Check if there is no voltage on connection cables by means of a special measure equipment.
3. Connect the cables with the terminals in accordance with the installing diagram.
4. Install SRP-01/M device in installation cable box.
5. Switch on the power supply from the mains.

FUNCTIONING

The controller realises operations of: raising, lowering or stopping the roller blind equipped in one-phase motor of 230V AC. Pressing the local control push-button once causes the roller blind moves in a chosen direction, another push-button pressing causes the roller blind stops. Pressing the central control push-button causes the roller blind moves (raising or lowering) independently of the level it is in.

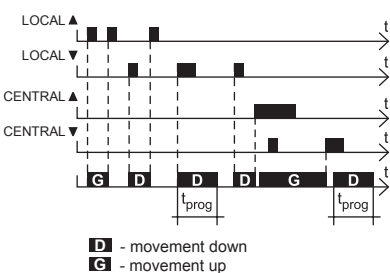
Upper comfort adjustments:

1. press local control push-button (LOCAL ▲),
2. when the roller blind is totally open, press PROG push-button which is placed on the SRP-01/M casing,
3. the roller blinds automatically lowers - if it is in the adjusted „comfort place“ press PROG push-button again,
4. using local control push-button (LOCAL ▲) raise the roller blind completely (upper level - completely open),
5. press longer the local control push-button (LOCAL ▼) - the roller blind lowers and stops exactly in the „comfort place“.

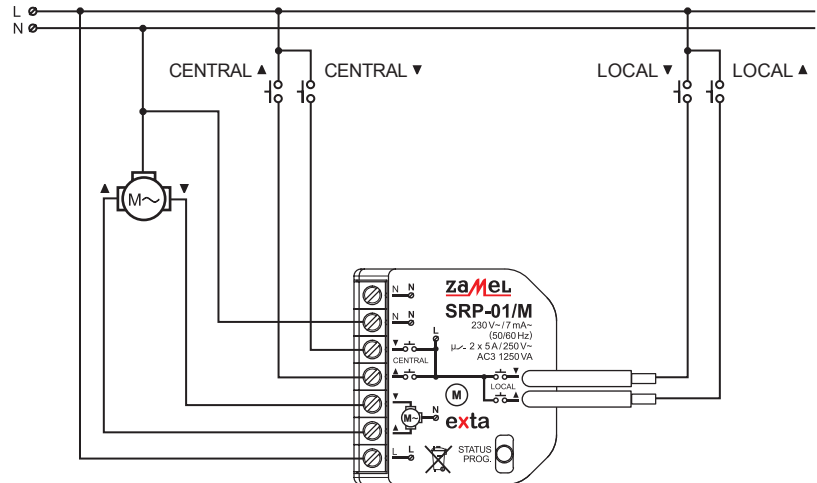
Lower comfort adjustments:

1. press local control push-button (LOCAL ▼),
2. when the roller blind is at the bottom (totally closed), press PROG push-button,
3. the roller blinds automatically raises - if it is in the adjusted „comfort place“ press PROG push-button again,
4. using local control push-button (LOCAL ▼) lower the roller blind completely (lower level - completely closed),
5. press longer the local control push-button (LOCAL ▲) - the roller blind raises and stops exactly in the „comfort place“.


TIME COURSES



CONNECTION



APPLICATION



Roller blinds control system is realised by means of SRP-01/M roller blinds controllers. One controller can be used only for one roller blind. Every controller can be connected to blind switches of local control and has central control inputs connections, which enable closing or opening a group of roller blinds by means of SRP-03 central flush roller blinds controller operated by wireless P-256/8 remote control. Blind switches can not be equipped with backlight.

WARRANTY CARD

There is 24 months guarantee on the product

Salesman stamp and signature, date of sale

1. ZAMEL provides a two-year warranty for its products.
2. The ZAMEL warranty does not cover:
 - a) mechanical defects resulting from transport, loading / unloading or other circumstances;
 - b) defects resulting from incorrect installation or operation of ZAMEL products;
 - c) defects resulting from any changes made by CUSTOMERS or third parties, to products sold or equipment necessary for the correct operation of products sold;
 - d) defects resulting from force majeure or other aleatory events for which ZAMEL is not liable;
 - e) power supply (batteries) to be equipped with a device in the moment of sale (if they appear).
3. All complaints in relation to the warranty must be provided by the CUSTOMER in writing to the retailer after discovering a defect.;
4. ZAMEL will review complaints in accordance with existing regulations.;
5. The way a complaint is settled, e.g. replacement of the product, repair or refund, is left to the discretion of ZAMEL.
6. Guarantee does not exclude, does not limit, nor does it suspend the rights of the PURCHASER resulting from the discrepancy between the goods and the contract.