



DC5V Single color LED Strip



Product Description

This flexible led strip uses the great LED chip with perfect visual effect. There are 60 SMD5050 per meter. It is energy saving that can keep your project's costs down. It can be cuttable after each 16.66mm, which is convenient for customer's on-site DIY installation.



Using super flexible FPC that can be bent and folded easily.

The led strip passes the UL2108 engineering laboratory assessment with the design of copper foil inside the FPC

With adhesive tape on the back side that can be tear off and stuck easily.



Product Datasheet

Product Number	S010060CA1LZ
Light Source	SMD 5050
Beam Angle	120°
LED Quantity	60leds/m
CCT	2800-3200K 4000-4500K 6000-6500 K 9000-1300K
Lumens	1037 LM/M
Color Rendition Index	85RA
Operating Voltage	DC5V
Power (W)	12W/M
Size (mm)	L 5000* W 10
IP	IP 20/IP 64/IP 65
Net Weight	0.24kg/roll
Operation Temperature	- 40 ~ 50 °C

Application



Hotels, restaurants, nights clubs.

Advertising signs, brightening.



Back lighting, edge lighting.

Dancefloor background.

Strip IP Rate





Curve Lune

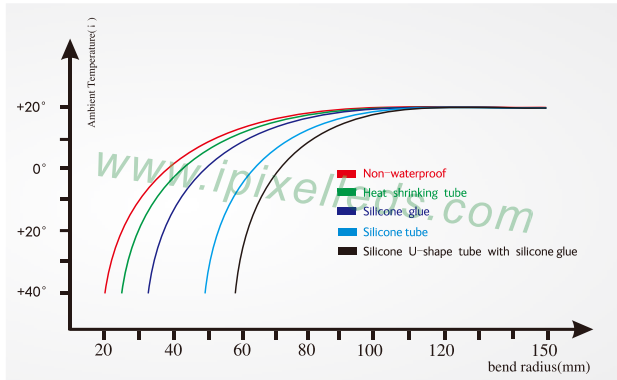
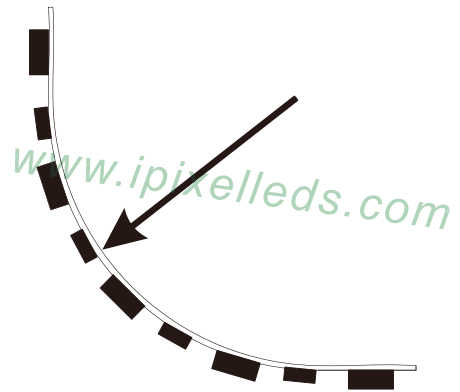
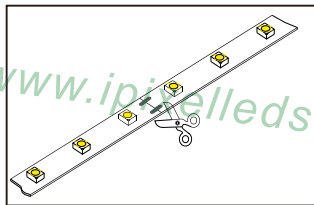


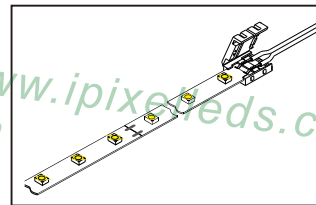
Diagram2: Bend Curve



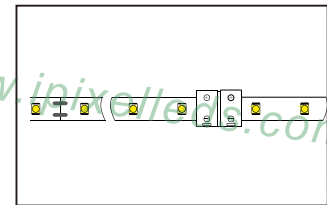
Installation



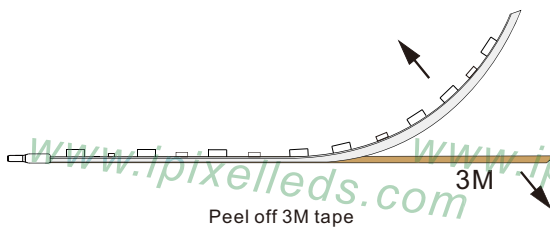
Cut in specific location




Put the PCB in the space between clip and connector, make the clips exactly aim at welding point



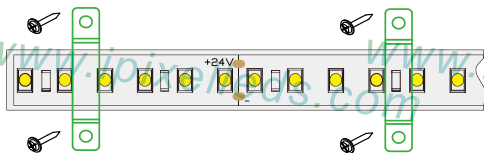
Close the cover of connector



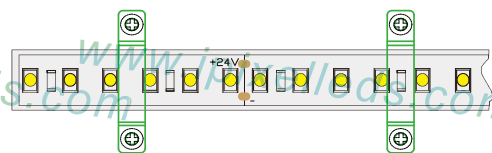
Peel off 3M tape



Stick the 3M



Install with clips



Fix with screws

Accessories (Excluded)



Screws



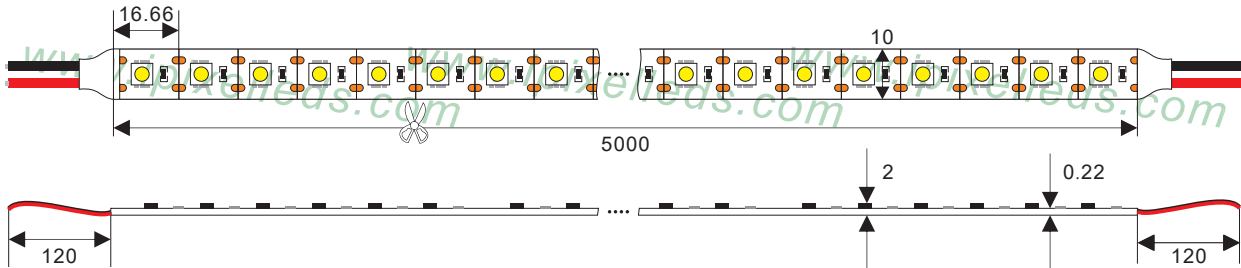
Silicone clip



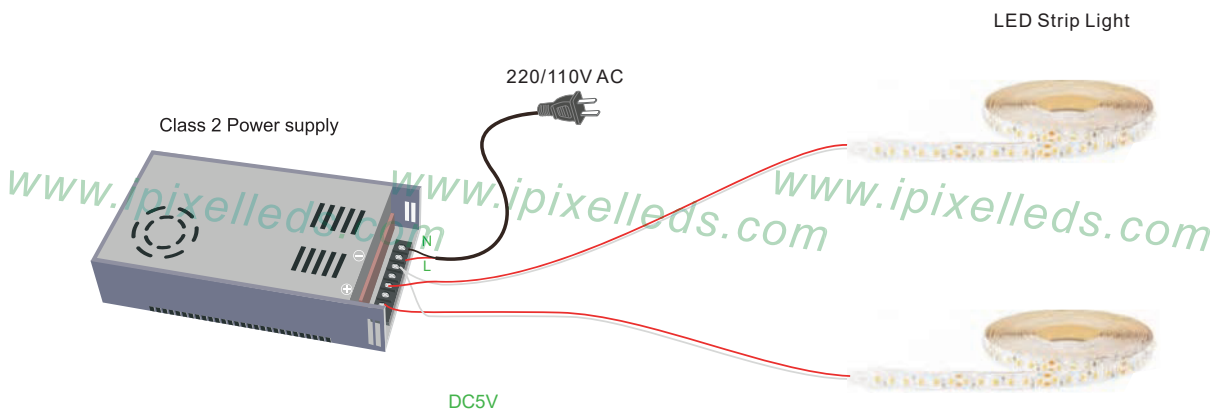
End cap



Outline Dimension (unit:mm)



Connection



NOTES

1. Please apply different IP rate products according to different environment conditions;
2. Only install with Class 2 power unit
3. Do not install it when power is on. Before powering on, please make sure the wiring is correct;
4. Avoiding damaging the circuit or other component on the strip;
5. Avoid dragging, do not over bending during installation;
6. In order to get the best lighting effect, please do not connect overlong;
7. Please do not stare at the light for along time when it is working to protect your eyes;
8. Installation required by a qualified electrician
9. Supply cable – R/C (AVLV2/8), external use style, rated minimum 300 V, 80 °C, minimum 22 AWG