

2-CHANNEL BUTTON RADIO TRANSMITTER RNK-02

INSTRUCTION MANUAL



ZAMEL Sp. z o.o.

zameL

ul. Zielona 27, 43-200 Pszczyna, Poland
tel. +48 (32) 210 46 65, fax +48 (32) 210 80 04
www.zamelcet.com, e-mail: marketing@zamel.pl

DESCRIPTION

RNK-02 button radio transmitter is an EXTA FREE wireless control, radio device. It is used to realise control functions: switching on, switching off, brightening/dimming, putting up/down roller blinds, time operation mode. The transmitter can be mounted on any surface including glass, wood, etc. thanks to its little size and weight, and external power supply which is not necessary.

FEATURES:

- 2-channel button radio transmitter,
- remote control of EXTA FREE receivers,
- possibility of independent control of two receivers,
- wide range of operation (up to 250 m), battery powered,
- easy installation and mounting possibility in any place,
- sending information and battery status are optically signalled,
- possibility of simultaneous switching on / off of any number of EXTA FREE receivers.

TECHNICAL DATA

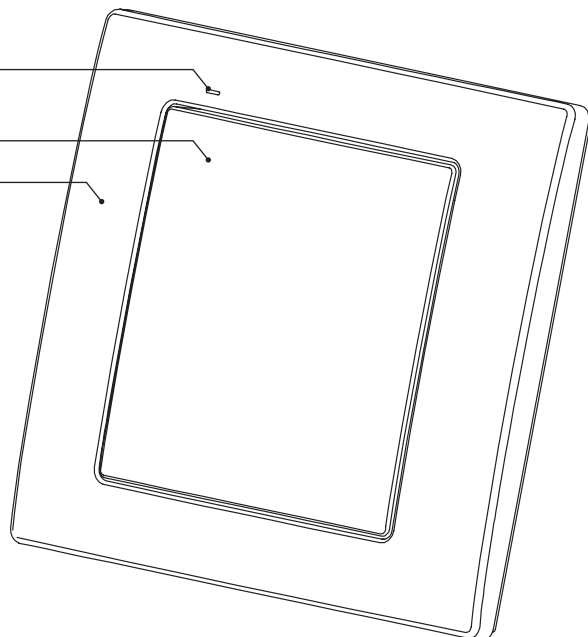
RNK-02	
Input rated voltage:	3 V DC
Battery type:	CR2032
Battery working life:	3 + 5 years (depending on use)
Number of channels:	2
Transmission:	radio 868,32 MHz
Transmission way:	unidirectional
Coding:	addressing transmission
Range:	up to 250 m in the open area
Optical signalling of transmission/battery discharge:	LED red diode
Ambient temperature range:	-10 + +55 °C
Operating position:	free
Casing mounting:	wall plugs, double-sided adhesive tape
Casing protection degree:	IP20 (EN 60529)
Protection level:	III
Pollution degree:	2
Dimensions:	90 x 80 x 11,5 mm
Weight:	0,038 kg
Reference standard:	ETSI EN 300 220-1, ETSI EN 300 220-2

APPEARANCE

Optical signalling of transmitter's operation

Button

Base



CE 1471



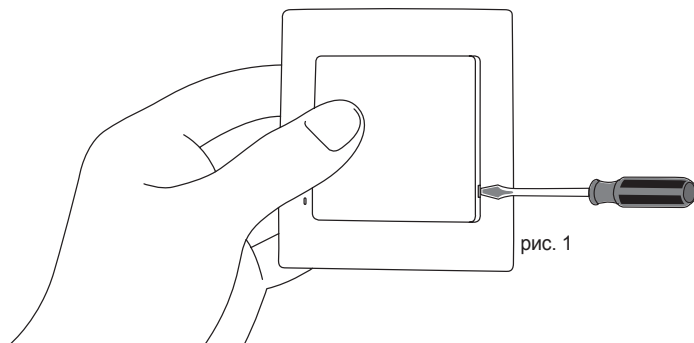
The symbol means selective collecting of electrical and electronic equipment. It is forbidden to put the used equipment together with other waste.

MOUNTING, FUNCTIONING

By pressing the button, the transmitter sends a signal with 868,32 MHz frequency which controls EXTA FREE receivers. **Device programming procedure (adding a transmitter to a receiver's memory) is described in particular EXTA FREE manual instructions.** The device range (up to 250 m depending on a receiver) can be increased by means of a retransmitter or few RTN-01 retransmitters. The device can be mounted in any place by means of double-sided adhesive tape or wall plugs 5 x (3 x 30) mm.

Mounting by means of wall plugs:

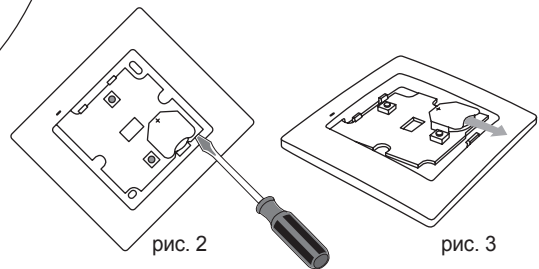
1. Remove the button - to do it press the button on one side, and on the other side put a screwdriver into a slot and lift up the button (Fig. 1)
2. Find a place on the wall to mount the transmitter, make two holes corresponding mounting holes from the transmitter's base.
3. Set wall plugs in the holes.
4. Fix the base by means of screwing screws into wall plugs.
5. Place the button again.



BATTERY CHANGE


Battery discharge status is signalled by several LED red diode flashes during transmission time.

1. Remove the button (Fig. 1).
2. By means of a screwdriver lever up the printed-circuit board releasing the bottom latch (Fig. 2), and remove it from the base.
3. Remove the battery from the latch (Fig. 3).
4. Mount a new battery. Watch battery polarisation marked on the latch. Wrong battery mounting may cause device damage.
5. Put the removed printed-circuit board back in the base.
6. Put the button back.



CAUTION: While changing the battery, it is suggested to press any of the buttons for about 5 seconds before putting it into a latch. Next press transmission button several times to check its operation. If the transmitter does not work properly repeat the battery change procedure.

APPLICATION



RNK-02 button radio transmitter controls radio lighting switch operation RWL-01 (switch on/switch off), radio receiver ROP-01 (switch on/switch off), or remote control socket RWG-01 (switch on/switch off).



The ZAMEL company devices which are characterised with this sign can cooperate with each other.

COOPERATION AND OPERATION RANGE

Symbol	ROP-01	ROP-02	ROB-01	SRP-02	SRP-03	RWG-01	RWL-01	ROM-01	ROM-10	RDP-01	RTN-01
RNK-02	180 m	200 m	200 m	200 m	200 m	250 m	180 m	250 m	250 m	180 m	250 m
RNK-04	180 m	200 m	200 m	200 m	200 m	250 m	180 m	250 m	250 m	180 m	250 m

CAUTION: The given range concerns open area - an ideal condition without any natural or artificial obstacles. If there are some obstacles between a transmitter and a receiver, it is advisable to decrease the range according to: wood and plaster - from 5 to 20, bricks - from 10 to 40 %, reinforced concrete - from 40 to 80%, metal - from 90 to 100% , glass - from 10 to 20%. Over- and underground medium and high electrical power lines, radio and television transmitters, GSM transmitters set close to a device system have also a negative influence on the range.

WARRANTY CARD

There is 24 months guarantee on the product

1. ZAMEL provides a two-year warranty for its products.
2. The ZAMEL warranty does not cover: a) mechanical defects resulting from transport, loading / unloading or other circumstances b) defects resulting from incorrect installation or operation of ZAMEL products; c) defects resulting from any changes made by CUSTOMERS or third parties, to products sold or equipment necessary for the correct operation of products sold; d) defects resulting from force majeure or other aleatory events for which ZAMEL is not liable; e) power supply (batteries) to be equipped with a device in the moment of sale (if they appear);
3. All complaints in relation to the warranty must be provided by the CUSTOMER in writing to the retailer after discovering a defect.;
4. ZAMEL will review complaints in accordance with existing regulations.;
5. The way a complaint is settled, e.g. replacement of the product, repair or refund, is left to the discretion of ZAMEL.
6. Guarantee does not exclude, does not limit, nor does it suspend the rights of the PURCHASER resulting from the discrepancy between the goods and the contract.

Salesman stamp and signature, date of sale