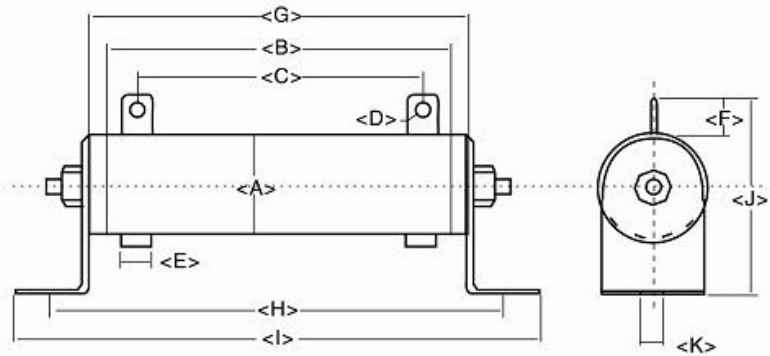


## R NON FLAMMABLE WIRE WOUND RESISTOR

### DIMENSION



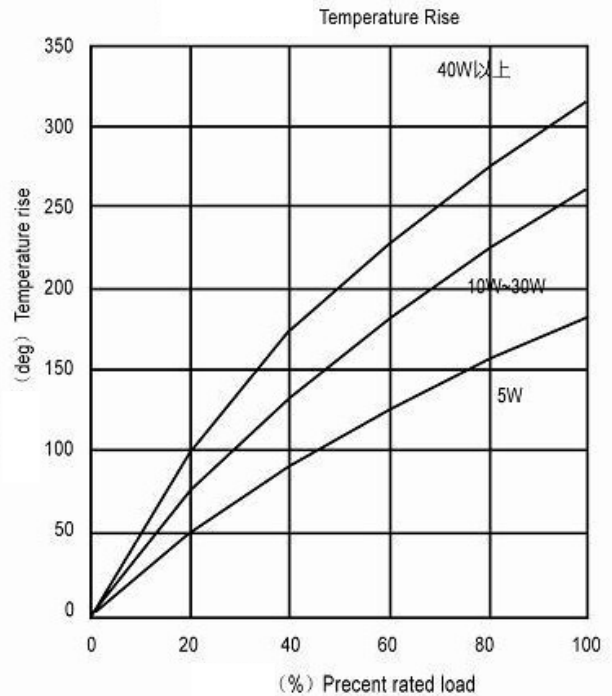
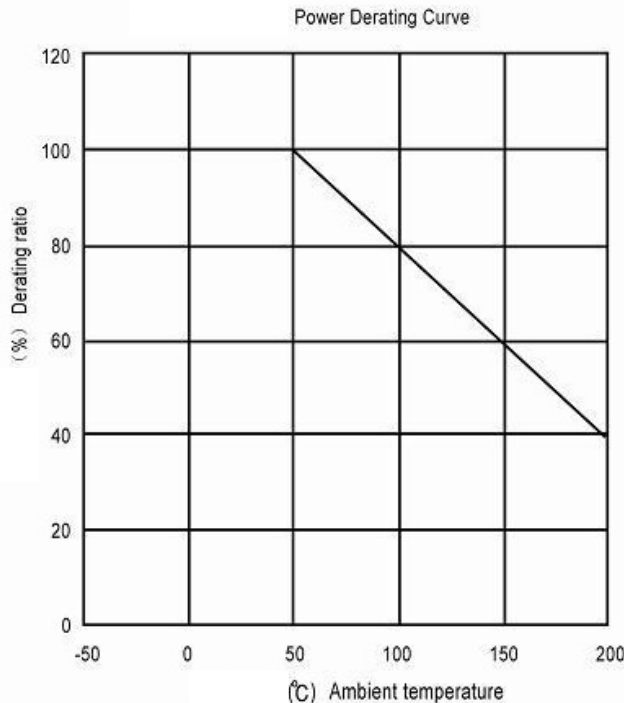
### SPECIFICATIONS

( W ) Power Rating	Dimensions (mm)											( Ω ) Resistance Range	Remark
	A±1	B±2	C±2	D±0.1	E±0.2	F±1	G±2	H±2	I±2	J±2	K±0.1		
R - 10W	12.5	45	37	2.1	4	10.5	46	53	63	28	4	1Ω ~ 5KΩ	
R - 20W	16.5	60	49	3	5	12	70	78	97	42	4	1Ω ~ 10KΩ	
R - 30W	16.5	80	69	3	5	12	90	98	117	42	4	1Ω ~ 15KΩ	
R - 40W	16.5	110	99	3	5	12	120	128	147	42	4	1Ω ~ 20KΩ	
R - 50W	25	110	94	5.2	8	19	120	142	164	58	6	0.1Ω ~ 25KΩ	
R - 60W	28	90	72	5.2	8	17.6	101	125	145	60	6	0.1Ω ~ 30KΩ	
R - 80W	28	110	92	5.2	8	17.6	121	145	165	60	6	0.1Ω ~ 40KΩ	
R - 100W	28	140	122	5.2	8	17.6	151	175	195	60	6	0.1Ω ~ 50KΩ	
R - 120W	28	160	142	5.2	8	17.6	171	195	215	60	6	0.1Ω ~ 60KΩ	
R - 150W	28	195	177	5.2	8	17.6	206	230	250	60	6	0.1Ω ~ 75KΩ	
R - 160W	35	185	167	5.2	8	18	197	219	249	75	8	0.1Ω ~ 80KΩ	
R - 200W	35	210	190	5.2	8	18	222	244	274	75	8	0.1Ω ~ 100KΩ	
R - 250W	40	210	186	5.5	10	17.5	224	245	277	88.8	9	0.5Ω ~ 125KΩ	
R - 300W	40	260	241	5.5	10	17.5	273	294	327	88.8	9	0.5Ω ~ 150KΩ	
R - 400W	40	330	305	5.5	10	17.5	343	362	396	88.8	9	0.5Ω ~ 200KΩ	
R - 500W	50	330	298	6.4	12	25.5	346	367	400	99	10	0.5Ω ~ 250KΩ	
R - 600W	50	400	368	6.4	12	25.5	416	437	470	99	10	1Ω ~ 300KΩ	
R - 700W	50	460	428	6.4	12	25.5	475	497	528	99	10	1Ω ~ 350KΩ	
R - 800W	60	460	420	6.4	15	28	480	502	533	112	10	1Ω ~ 400KΩ	
R - 1000W	60	540	500	6.4	15	28	560	582	613	110	10	1Ω ~ 500KΩ	
R - 1300W	65	650	615	6.4	15	31	672	696	725	125	10	1Ω ~ 600KΩ	

## R NON FLAMMABLE WIRE WOUND RESISTOR

### ELECTRICAL PERFORMANCE

Characteristics	Limits	Test methods
Resistance and resistance tolerance	Resistance nominal $1\Omega \leq R$	JIS-C-5202 5-1
	Resistance tolerance $1\Omega > R$	
Temperatuer coefficient	$\pm 200\text{ppm}/^\circ\text{C}$ max.	JIS-C-5202 5-2 b
Power rating load	$\Delta R/R \leq \pm(1\% + 0.05\Omega)$ (temperature) $350^\circ\text{C}$ max.	JIS-C-5202 5-4
Short-time overload	1000% rated power 5 seconds $\Delta R/R \leq \pm(2\% + 0.05\Omega)$	JIS-C-5202 5-5
Insulation resistance	DC500V $100\text{M}\Omega$ mim.	JIS-C-5202 5-6
Dielectric withstanding voltage	AC3000V 1 mintue	JIS-C-5202 5-7



### Short-time Overload Rating

(Second) Load Time	1	2	3	4	5	10	30	60	180	300	600	900
(%) Power Increase	2600	2000	1600	1400	1300	1000	600	450	200	150	120	110