

PS-EE-2G/1AC/24DC/75W/SC - Power supply unit



1234301

<https://www.phoenixcontact.com/pl/produkty/1234301>

Please be informed that the data shown in this PDF document is generated from our online catalog. Please find the complete data in the user documentation. Our general terms of use for downloads are valid.



Primary-switched power supply unit, ESSENTIAL POWER, Screw connection, DIN rail mounting, input: 1-phase, output: 24 V DC / 3.125 A, adjustable from 24 V DC ... 28 V DC

Technical data

Input data

AC operation

Supply system configuration	TN, TT, IT (PE)
Nominal input voltage range	100 V AC ... 240 V AC
Input voltage range	110 V AC ... 240 V AC $\pm 10\%$ ($P_N = 75\text{ W}$)
	100 V AC ... 109 V AC -15% ... $+10\%$ ($P_N = 63\text{ W}$)
Typical national grid voltage	120 V AC
	230 V AC
Voltage type of supply voltage	AC
Inrush current	typ. 27 A (at 25 °C)
Inrush current integral (I^2t)	typ. 0.6 A ² s
Frequency range (f_N)	50 Hz ... 60 Hz $\pm 10\%$
Mains buffering time	typ. 14 ms (120 V AC)
	typ. 70 ms (230 V AC)
Current consumption	max. 1.5 A (75 W)
	max. 1.5 A (63 W)
	typ. 1.3 A (110 V AC (75 W))
	typ. 0.75 A (240 V AC (75 W))
	typ. 1.2 A (100 V AC (63 W))
	typ. 1.1 A (109 V AC (63 W))
Protective circuit	Transient protection; Varistor
Switch-on time	typ. 1 s
Device mains fuse	3.15 A internal (device protection), fast-blow
Recommended breaker for input protection	6 A ... 16 A (Characteristic B, C, D, K or comparable)
Discharge current to PE	< 3.5 mA

Output data

Efficiency	typ. 88 % (120 V AC)
	typ. 89 % (230 V AC)
Nominal output voltage	24 V DC
Setting range of the output voltage (U_{Set})	24 V DC ... 28 V DC (> 24 V DC, constant capacity restricted)
Nominal output current (I_N)	max. 3.125 A ($P_N = 75\text{ W}$)
	max. 2.62 A ($P_N = 63\text{ W}$)
Short-circuit-proof	yes
No-load proof	yes
Crest factor	typ. 3 (120 V AC)
	typ. 4 (230 V AC)
Output power (P_N)	75 W (240 V AC)
	63 W (100 V AC)
Connection in parallel	yes, for increasing power and redundancy with diode
Connection in series	yes, for increased output voltage

PS-EE-2G/1AC/24DC/75W/SC - Power supply unit




1234301

<https://www.phoenixcontact.com/pl/produkty/1234301>

Feedback voltage resistance	≤ 35 V DC
Protection against overvoltage at the output (OVP)	≤ 35 V DC
Residual ripple	typ. 50 mV _{PP} (with nominal values)
Control deviation	< 2 % (change in load, static 10 % ... 90 %)
	< 4 % (change in load, dynamic 10 % ... 90 %)
	< 0.1 % (change in input voltage ±10 %)
Rise time	< 100 ms (U _{Out} = 10 % ... 90 %)
Minimum no-load power dissipation	< 1 W (120 V AC)
Maximum no-load power dissipation	< 1 W (230 V AC)
Minimum nominal load power dissipation	< 11 W (120 V AC)
Power loss nominal load max.	< 9 W (230 V AC)
Integrated fuse protection	no

Connection data

Input

Position	1.x
Identification	1.1 ( FS L), 1.3 (N)

Conductor connection

Connection method	Screw connection
rigid	0.5 mm ² ... 2.5 mm ²
flexible	0.5 mm ² ... 2.5 mm ²
flexible with ferrule without plastic sleeve	0.5 mm ² ... 2.5 mm ²
flexible with ferrule with plastic sleeve	0.5 mm ² ... 2.5 mm ²
rigid (AWG)	20 ... 14 (Cu)
Stripping length	6.5 mm
Tightening torque	0.5 Nm ... 0.6 Nm
	5 lb _F -in. ... 7 lb _F -in.
Drive form screw head	Slotted L

Output

Position	2.x
Identification	2.1, 2.2 (+), 2.3, 2.4 (-)

Conductor connection

Connection method	Screw connection
rigid	0.5 mm ² ... 2.5 mm ²
flexible	0.5 mm ² ... 2.5 mm ²
flexible with ferrule without plastic sleeve	0.5 mm ² ... 2.5 mm ²
flexible with ferrule with plastic sleeve	0.5 mm ² ... 2.5 mm ²
rigid (AWG)	20 ... 14 (Cu)
Stripping length	6.5 mm
Tightening torque	0.5 Nm ... 0.6 Nm
	5 lb _F -in. ... 7 lb _F -in.
Drive form screw head	Slotted L

PS-EE-2G/1AC/24DC/75W/SC - Power supply unit



1234301

<https://www.phoenixcontact.com/pl/produkty/1234301>

Signaling

LED signaling

Types of signaling	LED DC OK – signal state operation ($U_N = 24 \text{ V DC}$, $I_{Out} = I_N$)
Function	Visual operating state display
Color	green
LED off	Supply voltage input AC not present (Off)
LED on (green), DC OK	$U_{OUT} > 17.5 \text{ V}$ (On (green), DC OK)

Electrical properties

Number of phases	1.00
Insulation voltage input/output	4 kV AC (type test)
	3 kV AC (routine test)
Insulation voltage input / PE	3.5 kV AC (type test)
	2.4 kV AC (routine test)

Product properties

Product type	Power supply
Product family	ESSENTIAL POWER
MTBF (Telcordia SR-332)	> 2800000 h (25 °C)
	> 2300000 h (40 °C)
	> 2100000 h (45°C)

Insulation characteristics

Protection class	II
Degree of pollution	2

Life expectancy (electrolytic capacitors)

Current	3.15 A
Temperature	40 °C
Time	28000 h
Additional text	120 V AC

Life expectancy (electrolytic capacitors)

Current	3.15 A
Temperature	30 °C
Time	57000 h
Additional text	120 V AC

Life expectancy (electrolytic capacitors)

Current	3.15 A
Temperature	40 °C
Time	50000 h
Additional text	230 V AC

Life expectancy (electrolytic capacitors)

PS-EE-2G/1AC/24DC/75W/SC - Power supply unit



1234301

<https://www.phoenixcontact.com/pl/produkty/1234301>

Current	3.15 A
Temperature	30 °C
Time	100000 h
Additional text	230 V AC

Dimensions

Item dimensions

Width	33 mm
Height	90 mm
Depth	100 mm

Installation dimensions

Installation distance right/left	10 mm / 10 mm
Installation distance top/bottom	30 mm / 30 mm

Mounting

Mounting type	DIN rail mounting
Assembly instructions	alignable: 0 mm horizontally, 30 mm vertically
Mounting position	horizontal DIN rail NS 35, EN 60715
With protective coating	No

Material specifications

Housing material	Plastic
Housing material	Polycarbonate
Hood version	Stainless steel
Side element version	Aluminum
Foot latch material	Polyamid

Environmental and real-life conditions

Ambient conditions

Degree of protection	IP20
Ambient temperature (operation)	-20 °C ... 70 °C (Derating >45°C: 2.5%/K)
Ambient temperature (storage/transport)	-40 °C ... 85 °C
Maximum altitude	≤ 5000 m (> 2000 m, Derating: 10 %/1000 m)
Climatic class	3K22 (in accordance with EN 60721-3-3)
Max. permissible relative humidity (operation)	≤ 95 % (at 25 °C, non-condensing)
Shock (operation)	15 ms, 15 g, per spatial direction (IEC 60068-2-27)
Vibration (operation)	10 Hz ... 50 Hz, amplitude ±0.2 mm 50 Hz to 150 Hz, 2.3 g, 90 min.

Standards and regulations

Overvoltage category

EN 61010-1	II (≤ 3000 m)
------------	---------------

PS-EE-2G/1AC/24DC/75W/SC - Power supply unit



1234301

<https://www.phoenixcontact.com/pl/produkty/1234301>

Electrical safety

Standard designation	Electrical safety
Standards/specifications	IEC 61010-2-201 (SELV)

Safety for measurement, control, and laboratory equipment

Standard designation	Safety for equipment for measurement, control, and laboratory use
Standards/specifications	IEC 61010-1

Protective extra-low voltage

Standard designation	Protective extra-low voltage
Standards/specifications	IEC 61010-1 (SELV)
	IEC 61010-2-201 (PELV)

Limitation of harmonic line currents

Standard designation	Limitation of harmonic line currents
Standards/specifications	EN 61000-3-2

Mains voltage dips

Standard designation	Requirement of the semiconductor industry with regard to mains voltage dips
Standards/specifications	SEMI F47 - 0706 (185 V AC)

Approvals

UL

Identification	UL/C-UL Listed UL 61010-1
----------------	---------------------------

UL

Identification	UL/C-UL Listed UL 61010-2-201
----------------	-------------------------------

CB scheme

Identification	CB scheme (IEC 61010-1, IEC 61010-2-201)
----------------	--

EMC data

Low Voltage Directive	Conformance with Low Voltage Directive 2014/35/EC
Interference emission	Interference emission in accordance with EN 61000-6-3 (residential and commercial) and EN 61000-6-4 (industrial)
EMC requirements for noise immunity	EN 61000-6-2
Electromagnetic compatibility	Conformance with EMC Directive 2014/30/EU
Conducted noise emission	EN 55016
	EN 61000-6-3 (Class B)
Noise emission	EN 55016
	EN 61000-6-3 (Class B)

Harmonic currents

Standards/regulations	EN 61000-3-2
	EN 61000-3-2 (Class A)

PS-EE-2G/1AC/24DC/75W/SC - Power supply unit



1234301

<https://www.phoenixcontact.com/pl/produkty/1234301>

Frequency range	0 kHz ... 2 kHz
Electrostatic discharge	
Standards/regulations	EN 61000-4-2
Electrostatic discharge	
Contact discharge	6 kV (Test Level 3)
Discharge in air	8 kV (Test Level 3)
Comments	Criterion A
Electromagnetic HF field	
Standards/regulations	EN 61000-4-3
Electromagnetic HF field	
Test field strength	10 V/m (Test Level 3)
Frequency range	1 GHz ... 6 GHz
Test field strength	10 V/m (Test Level 3)
Frequency range	2 GHz ... 3 GHz
Test field strength	1 V/m (Test Level 3)
Comments	Criterion A
Fast transients (burst)	
Standards/regulations	EN 61000-4-4
Fast transients (burst)	
Input	4 kV (Test Level 4 - asymmetrical)
Output	2 kV (Test Level 3 - asymmetrical)
Comments	Criterion A
Surge voltage load (surge)	
Standards/regulations	EN 61000-4-5
Surge voltage load (surge)	
Input	1 kV (Test Level 3 - symmetrical)
	2 kV (Test Level 3 - asymmetrical)
Output	0.5 kV (Test Level 2 - symmetrical)
	1 kV (Test Level 2 - asymmetrical)
Comments	Criterion B
Conducted interference	
Standards/regulations	EN 61000-4-6
Conducted interference	
Input/Output	asymmetrical
Frequency range	0.15 MHz ... 80 MHz
Comments	Criterion A
Voltage	10 V (Test Level 3)
Voltage dips	

PS-EE-2G/1AC/24DC/75W/SC - Power supply unit



1234301

<https://www.phoenixcontact.com/pl/produkty/1234301>

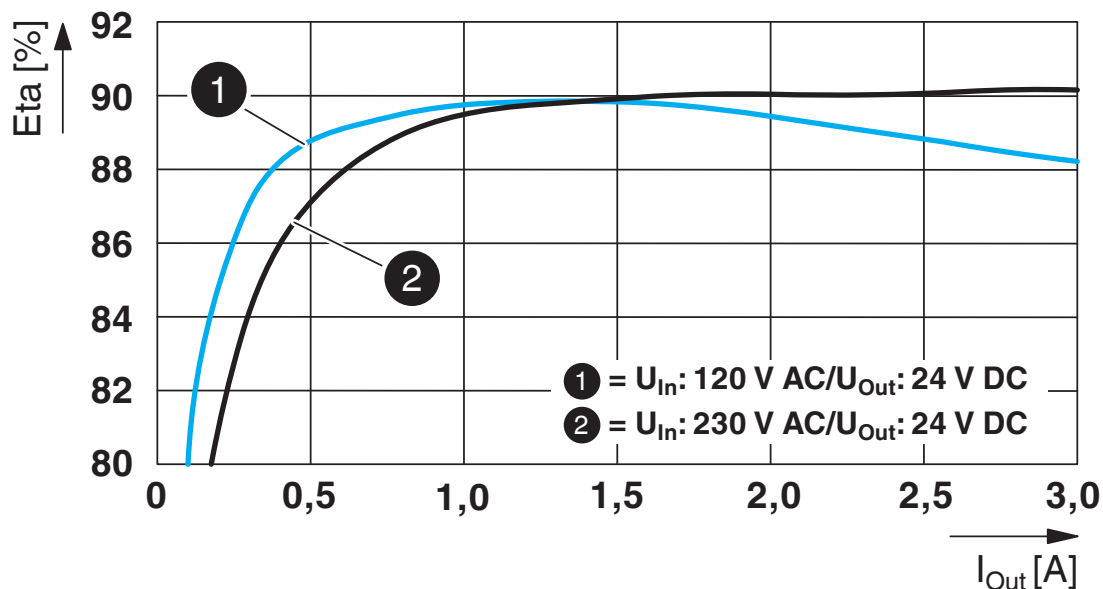
Standards/regulations	EN 61000-4-11
Voltage	230 V AC
Frequency	50 Hz
Voltage dip	70 %
Number of periods	25 periods
Comments	Criterion A
Voltage dip	40 %
Number of periods	10 periods
Comments	Criterion A
Voltage dip	0 %
Number of periods	1 period
Comments	Criterion A

Criteria

Criterion A	Normal operating behavior within the specified limits.
Criterion B	Temporary impairment to operational behavior that is corrected by the device itself.
Criterion C	Temporary adverse effects on the operating behavior, which the device corrects automatically or which can be restored by actuating the operating elements.

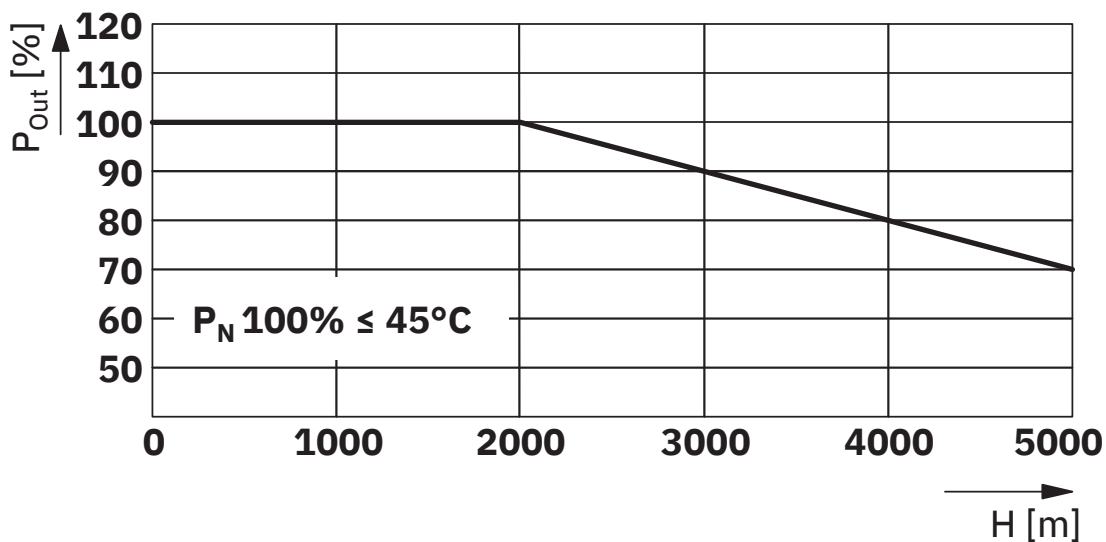
Drawings

Diagram



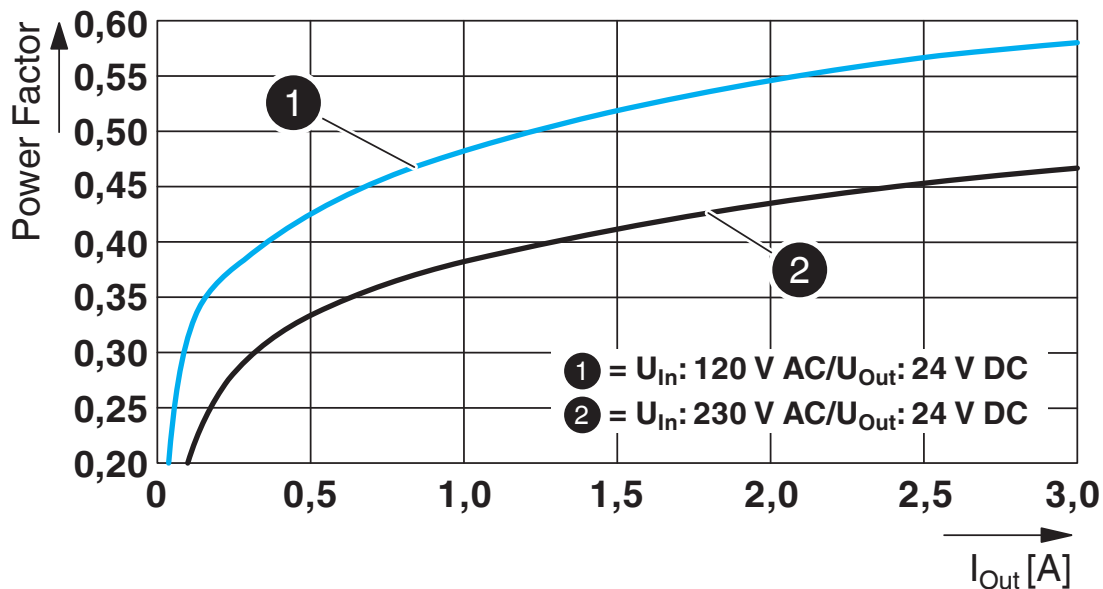
Efficiency

Diagram



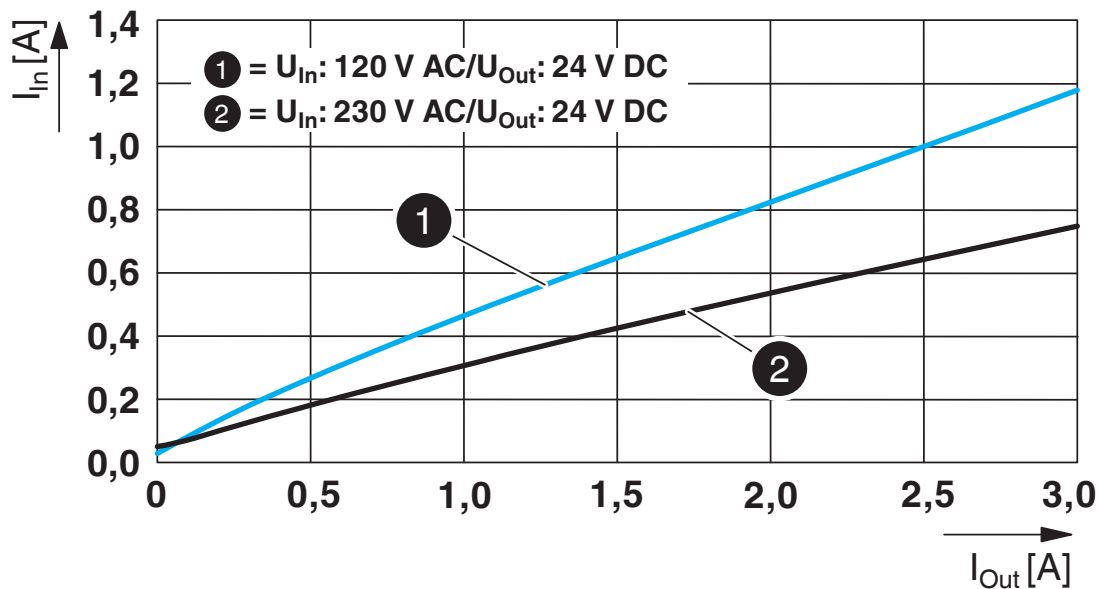
Output power Installation altitude

Diagram



Power factor

Diagram



Input current/output current

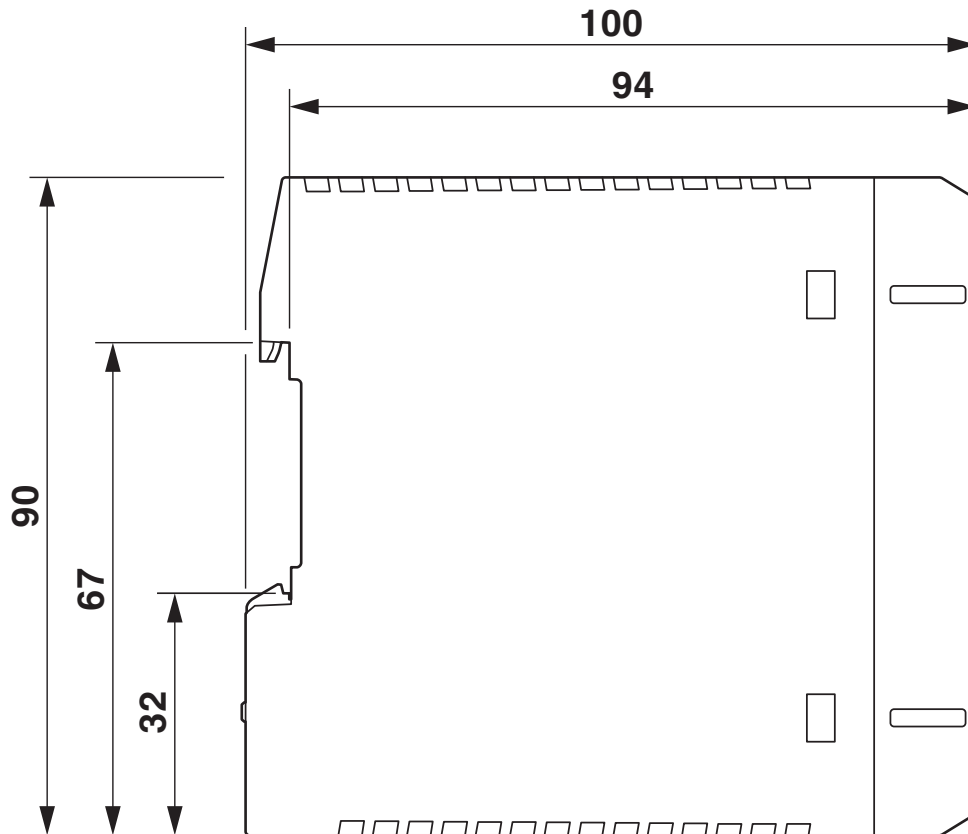
PS-EE-2G/1AC/24DC/75W/SC - Power supply unit



1234301

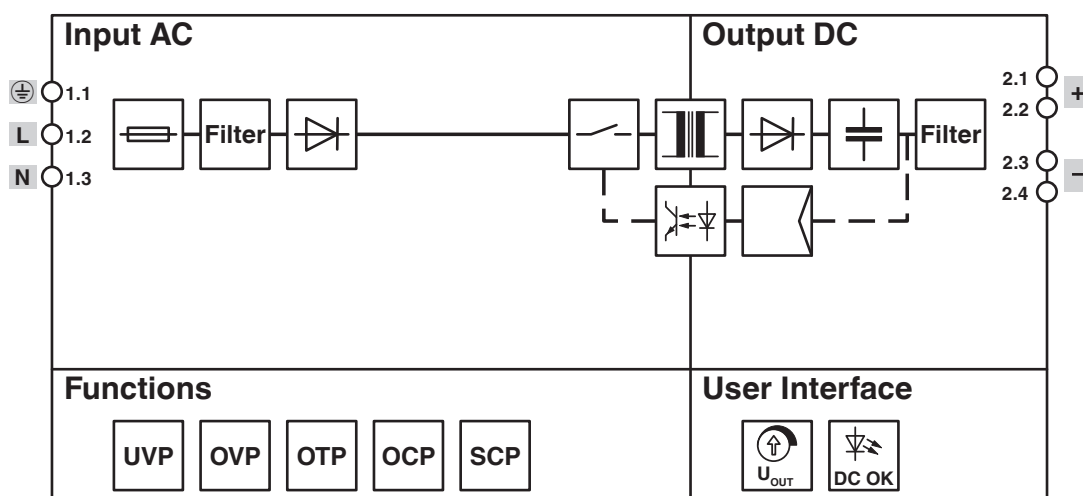
<https://www.phoenixcontact.com/pl/produkty/1234301>

Dimensional drawing



Device dimensions (dimensions in mm)

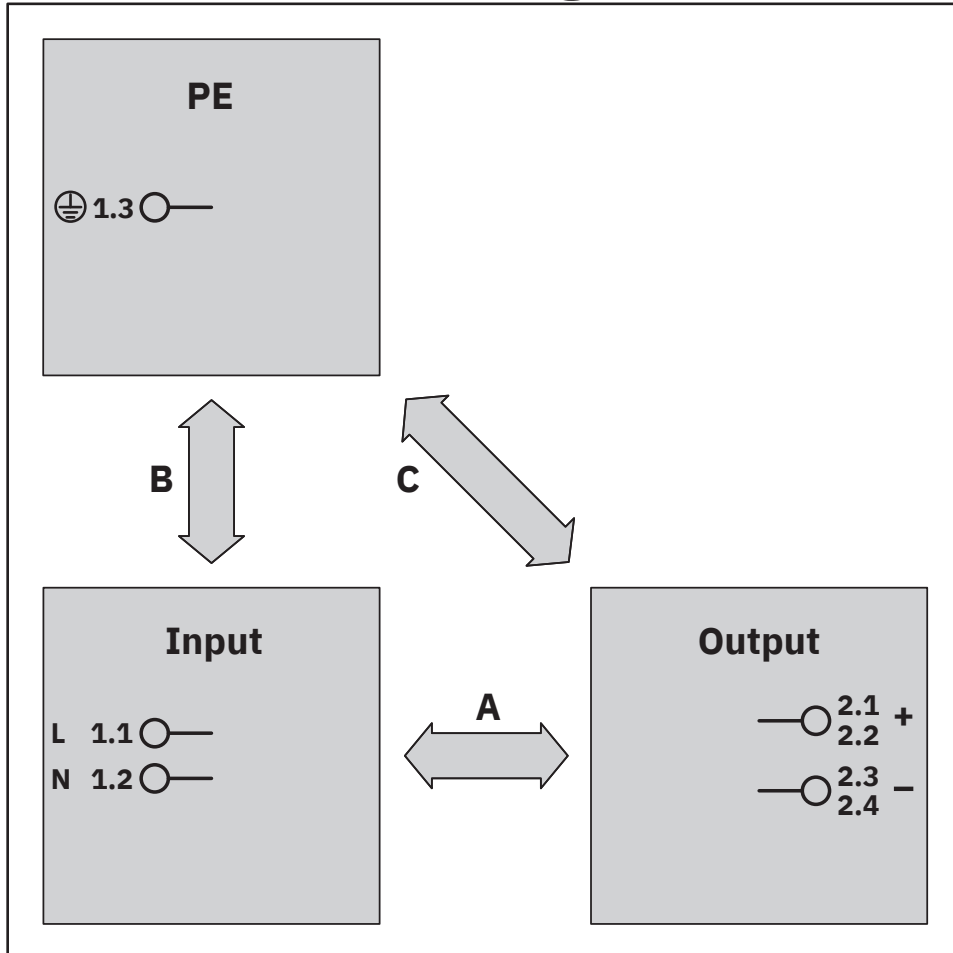
Block diagram



Block diagram

Schematic diagram

Housing



Test sections, insulation voltage

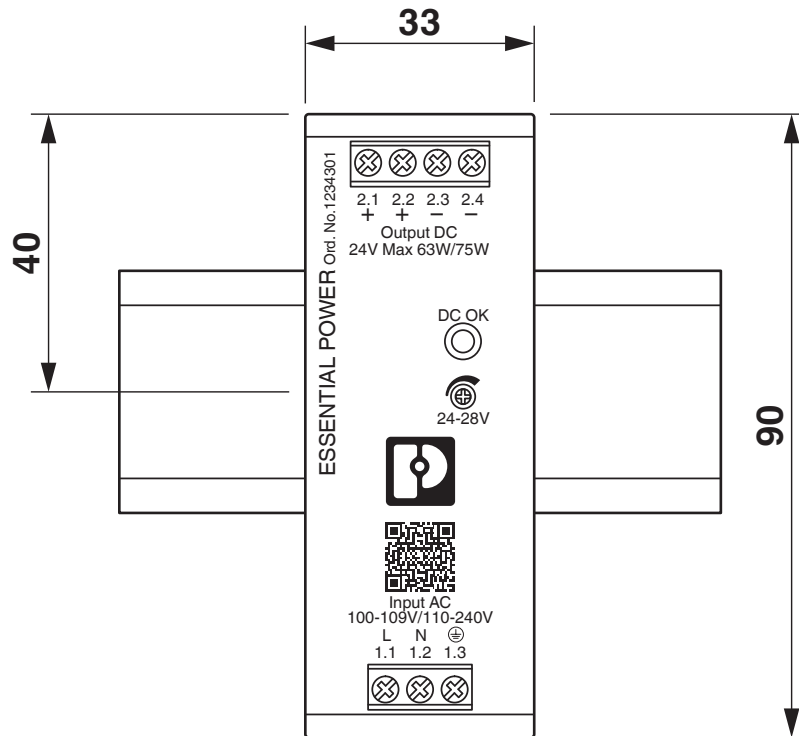
PS-EE-2G/1AC/24DC/75W/SC - Power supply unit



1234301

<https://www.phoenixcontact.com/pl/produkty/1234301>

Dimensional drawing



Device dimensions (dimensions in mm)

PS-EE-2G/1AC/24DC/75W/SC - Power supply unit



1234301

<https://www.phoenixcontact.com/pl/produkty/1234301>

Approvals

To download certificates, visit the product detail page: <https://www.phoenixcontact.com/pl/produkty/1234301>



IECEE CB Scheme

Approval ID: DE 2-038745



cULus Listed

Approval ID: E123528-20230331



IECEE CB Scheme

Approval ID: JPTUV-147263-M1

PS-EE-2G/1AC/24DC/75W/SC - Power supply unit



1234301

<https://www.phoenixcontact.com/pl/produkty/1234301>

Classifications

ECLASS

ECLASS-11.0	27040701
ECLASS-12.0	27040701
ECLASS-13.0	27040701

ETIM

ETIM 8.0	EC002540
----------	----------

PS-EE-2G/1AC/24DC/75W/SC - Power supply unit



1234301

<https://www.phoenixcontact.com/pl/produkty/1234301>

Environmental product compliance

EU RoHS

Fulfills EU RoHS substance requirements	Yes
Exemption	7(a), 7(c)-I

China RoHS

Environment friendly use period (EFUP)	EFUP-25
	An article-related China RoHS declaration table can be found in the download area for the respective article under "Manufacturer declaration". For all articles with EFUP-E, no China RoHS declaration table issued and required.

EU REACH SVHC

REACH candidate substance (CAS No.)	Lead(CAS: 7439-92-1)
-------------------------------------	----------------------

PS-EE-2G/1AC/24DC/75W/SC - Power supply unit



1234301

<https://www.phoenixcontact.com/pl/produkty/1234301>

Accessories

UNO-DIODE/5-24DC/2X10/1X20 - Redundancy module

2905489

<https://www.phoenixcontact.com/pl/produkty/2905489>

Redundancy module, 5 V - 24 V DC, 2 x 10 A, 1 x 20 A.



PLT-EE-T3-230AC-R - Type 3 surge protection device

1249060

<https://www.phoenixcontact.com/pl/produkty/1249060>

Type 3 surge protection, consisting of protective plug and base element with screw connection, with integrated status indicator and remote signaling for single-phase power supply networks. Nominal voltage: 230 V AC



PS-EE-2G/1AC/24DC/75W/SC - Power supply unit



1234301

<https://www.phoenixcontact.com/pl/produkty/1234301>

PLT-SEC-T3-230-FM - Type 3 surge protection device

2905229

<https://www.phoenixcontact.com/pl/produkty/2905229>



Pluggable device protection, according to type 3/class III, for 1-phase power supply networks with separate N and PE (3-conductor system: L1, N, PE), with integrated surge-proof fuse and remote indication contact. Also suitable for DC applications.

CBMC E4 24DC/1-4A NO - Electronic circuit breaker

2906031

<https://www.phoenixcontact.com/pl/produkty/2906031>



Multi-channel electronic circuit breaker for protecting four loads at 24 V DC in the event of overload and short circuit. With electronic locking of the set nominal currents. For installation on DIN rails.

PS-EE-2G/1AC/24DC/75W/SC - Power supply unit



1234301

<https://www.phoenixcontact.com/pl/produkty/1234301>

CBMC E4 24DC/1-10A NO - Electronic circuit breaker

2906032

<https://www.phoenixcontact.com/pl/produkty/2906032>



Multi-channel electronic circuit breaker for protecting four loads at 24 V DC in the event of overload and short circuit. With electronic locking of the set nominal currents. For installation on DIN rails.

CBMC E4 24DC/1-4A+ IOL - Electronic circuit breaker

2910410

<https://www.phoenixcontact.com/pl/produkty/2910410>



Multi-channel electronic circuit breaker with IO-Link interface for protecting four loads at 24 V DC in the event of overload and short circuit. With electronic locking of the set nominal currents. For installation on DIN rails.

PS-EE-2G/1AC/24DC/75W/SC - Power supply unit



1234301

<https://www.phoenixcontact.com/pl/produkty/1234301>

CBMC E4 24DC/1-10A IOL - Electronic circuit breaker

2910411

<https://www.phoenixcontact.com/pl/produkty/2910411>



Multi-channel electronic circuit breaker with IO-Link interface for protecting four loads at 24 V DC in the event of overload and short circuit. With electronic locking of the set nominal currents. For installation on DIN rails.

CBM E4 24DC/0.5-10A NO-R - Electronic circuit breaker

2905743

<https://www.phoenixcontact.com/pl/produkty/2905743>



Multi-channel, electronic circuit breaker with active current limitation for protecting four loads at 24 V DC in the event of overload and short circuit. With nominal current assistant and electronic locking of the set nominal currents. For installation on DIN rails.

PS-EE-2G/1AC/24DC/75W/SC - Power supply unit

1234301

<https://www.phoenixcontact.com/pl/produkty/1234301>



CBM E8 24DC/0.5-10A NO-R - Electronic circuit breaker

2905744

<https://www.phoenixcontact.com/pl/produkty/2905744>



Multi-channel, electronic circuit breaker with active current limitation for protecting eight loads at 24 V DC in the event of overload and short circuit. With nominal current assistant and electronic locking of the set nominal currents. For installation on DIN rails.

Phoenix Contact 2024 © - all rights reserved

<https://www.phoenixcontact.com>

PHOENIX CONTACT Sp. z o.o.

ul. Bierutowska 57-59, Budynek nr 3/A

51-317 Wrocław

71/ 39 80 410

pxcpl@phoenixcontact.pl