



# ProLED-MINI-2W-CC070

Professional Led Modules; **3-16cm** 3D letters, lightboxes



## ■ Features:

- luminous efficacy 140 lm/W
- for indoor and outdoor use
- 50 pcs in chain



UK  
CA

CE

## TECHNICAL DETAILS



MODEL	ProLED-MINI-2W-CC070
Supply voltage	12V DC
Power consumption per module	0.5W
Chain power consumption	25W
Current consumption per module	42mA
LED diodes	LumiLEDs - 2835
Quantity of LEDs	2
Light color	White (~7000K)
Luminous flux	70lm (W)
Luminous flux density	140lm (W)
Color rendering index - CRI	≥80
Beam angle	140°
Current stabilization	Yes
Dimming	Yes
Module dimensions (L x W x H)	26 x 8 x 8mm
Cable length	44mm
Number of modules in 1m	14.3
Box weight	17kg
Packing	Chain – 50pcs / Bag – 200pcs / Box – 5000pcs
Montage	Adhesive tape / mounting screw
Lifetime	L70B50 > 50000h
Working temperature	-25°C ÷ 55°C
IP protection	IP67
Warranty	7 years

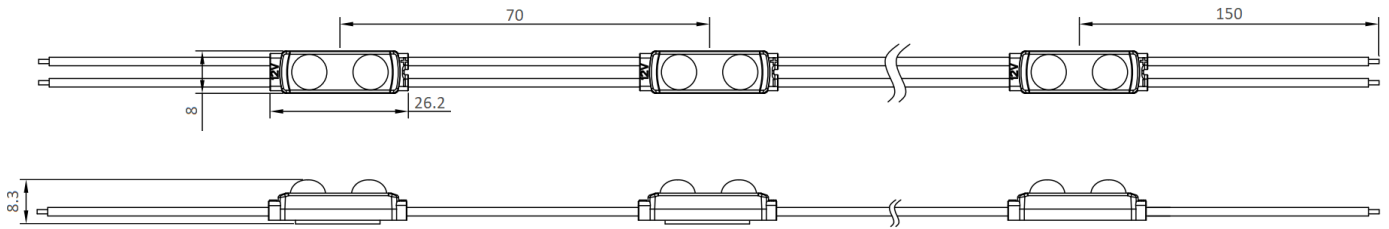


# ProLED-MINI-2W-CC070

Professional Led Modules; **3-16cm** 3D letters, lightboxes



## Dimensions



## Connection diagram

**One-side power input:**



**Two-side power input:**



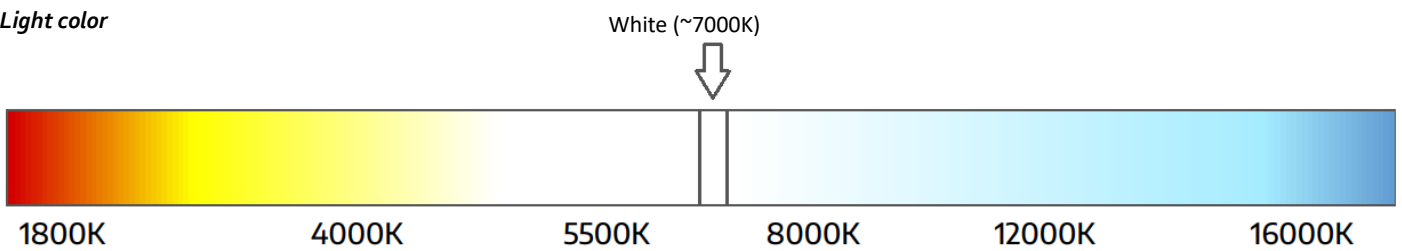
**Maximum number of modules 50 pcs**

**Maximum number of modules 100 pcs**

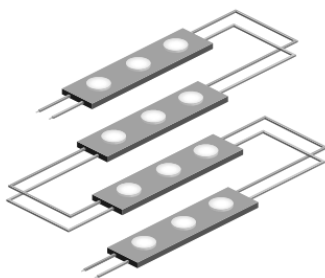
It is acceptable to connect multiple chains in parallel, as long as the power supply provides sufficient power

## Light color / CCT

**Light color**



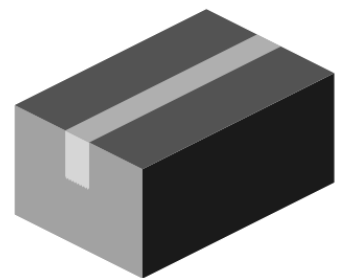
## Packing



Chain  
**50 pcs**



Bag  
**200 pcs**



Box  
**5000 pcs**

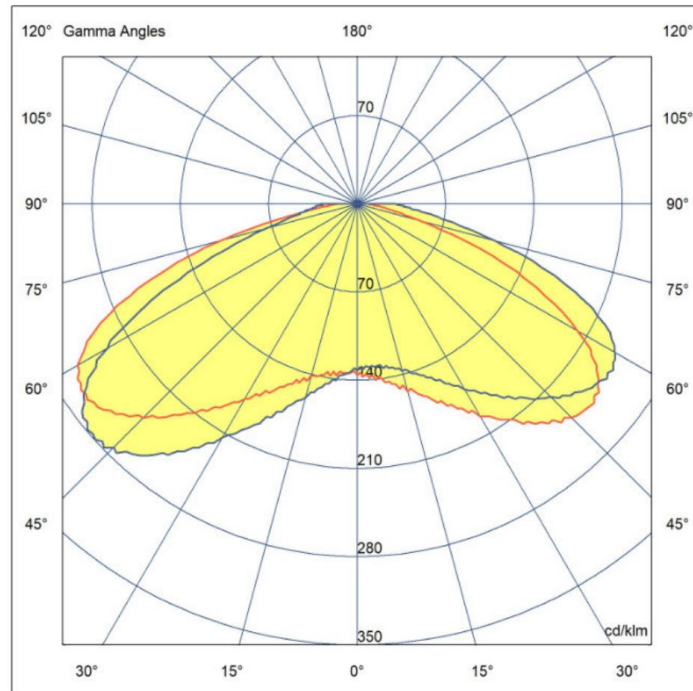


# ProLED-MINI-2W-CC070



Professional Led Modules; **3-16cm** 3D letters, lightboxes

## Beam angle



## Energy label

