



ProLED-3WW-CC220

Professional Led Modules; **10-20cm** 3D letters, lightboxes



■ Features:

- luminous efficacy 161 lm/W
- for indoor and outdoor use
- 20 pcs in chain



UK
CA



TECHNICAL DETAILS



MODEL	ProLED-3WW-CC220
Supply voltage	12V DC
Power consumption per module	1.08W
Chain power consumption	21.6W
Current consumption per module	90mA
LED diodes	LumiLEDS - 2835
Quantity of LEDs	3
Light color	Warm White (~7000K)
Luminous flux	174lm
Luminous flux density	161lm/W
Color rendering index - CRI	≥80
Beam angle	175°
Current stabilization	No
Dimming	Yes
Module dimensions (L x W x H)	74.1 x 16 x 11mm
Cable length	150mm
Number of modules in 1m	4.5
Box weight	18kg
Packing	Chain – 20pcs / Bag – 100pcs / Box – 1200pcs
Montage	Adhesive tape / mounting screw
Lifetime	L70B50 > 50000h
Working temperature	-25°C ÷ 60°C
IP protection	IP67
Warranty	7 years

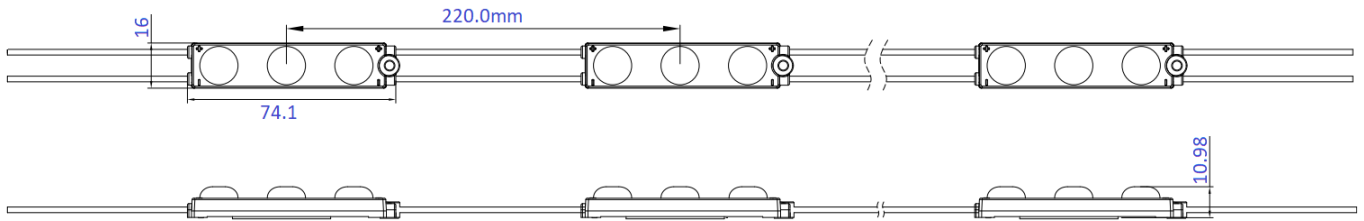


ProLED-3WW-CC220



Professional Led Modules; **10-20cm** 3D letters, lightboxes

Dimensions



Connection diagram

One-side power input:



Maximum number of modules 20 pcs

Two-side power input:




Maximum number of modules 40 pcs

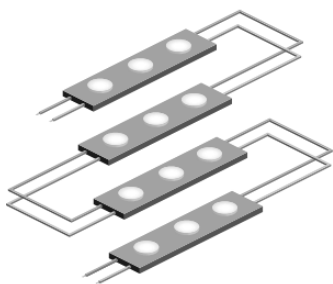
It is acceptable to connect multiple chains in parallel, as long as the power supply provides sufficient power

Light color / CCT

Light color Warm White (~7000K)



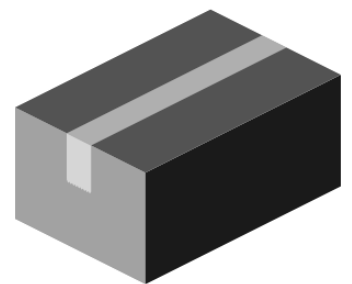
Packing



Chain
20 pcs



Bag
100 pcs



Box
1200 pcs

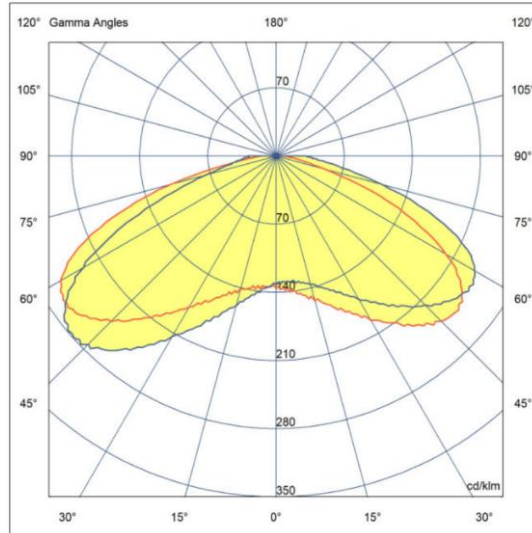
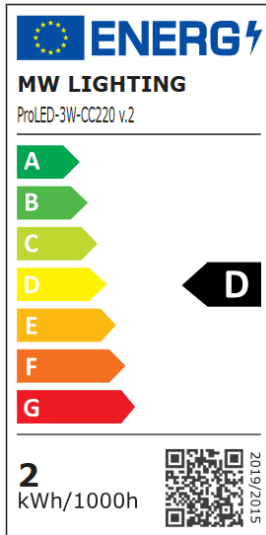


ProLED-3WW-CC220

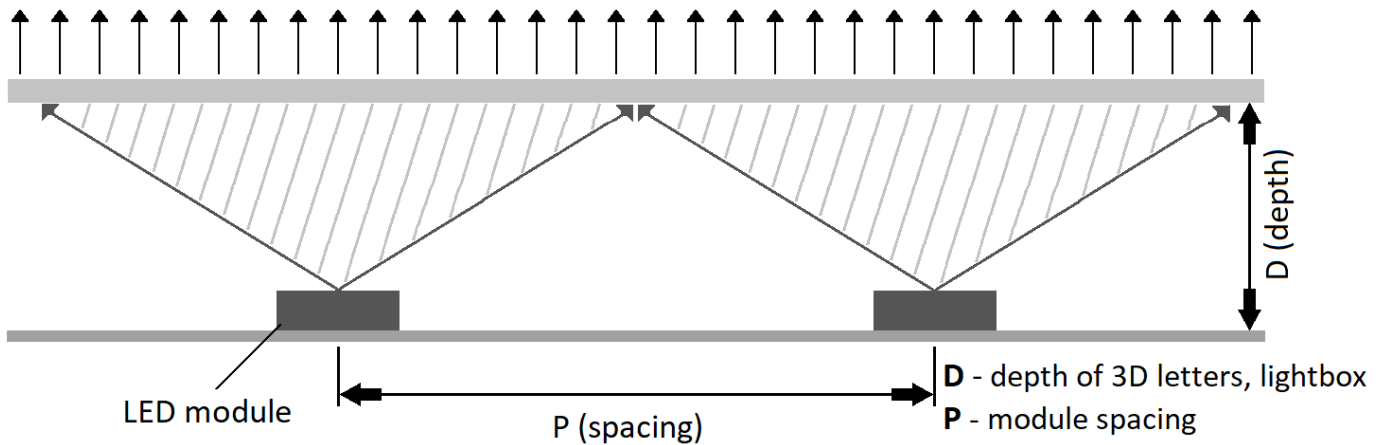
Professional Led Modules; 10-20cm 3D letters, lightboxes



Energy label / Beam angle




Application



$$\text{optical performance proportion} = \frac{D}{P} = 1 : 1.3$$

Overall micro lens design can improve the lens uniformity performance.





ProLED-3WW-CC220

Professional Led Modules; **10-20cm** 3D letters, lightboxes

