

OT FIT 100/220...240/700 D NFC IND L

OPTOTRONIC FIT D NFC IND L | Linear / Area Constant Current – Non dimmable



Product family features

- Line frequency: 0 Hz | 50 Hz | 60 Hz
- Versatile scope of application due to output power range of up to 300 W
- Supply voltage: 220...240 V
- Available with output current range: up to 1,600 mA
- Constant Lumen Output (CLO)
- Non-isolated drivers

Product family benefits

- Flexible and future-proof current setting via NFC and LT2
- Lifetime: up to 100,000 h (temperature at $T_c = 75\text{ °C}$, max. 10 % failure rate)
- Wide operating temperature range: $-40\text{...}+65\text{ °C}$
- High quality of light thanks to $<1\%$ output ripple current
- High surge protection: up to 4 kV (L-N) / 4 kV (L/N-PE)
- Very high efficiency (up to 96%)
- Integrated inrush current limiter
- Fulfill safety requirement due to overload, overtemperature, Hot Plug protection

Areas of application

- Linear lighting solutions for industry, storage areas and retail applications
- Installation in emergency lighting systems according to IEC 61347-2-13, appendix J
- Suitable for installation in emergency lighting systems according to EN 60598-2-22
- Suitable for luminaires of protection class I

Technical data

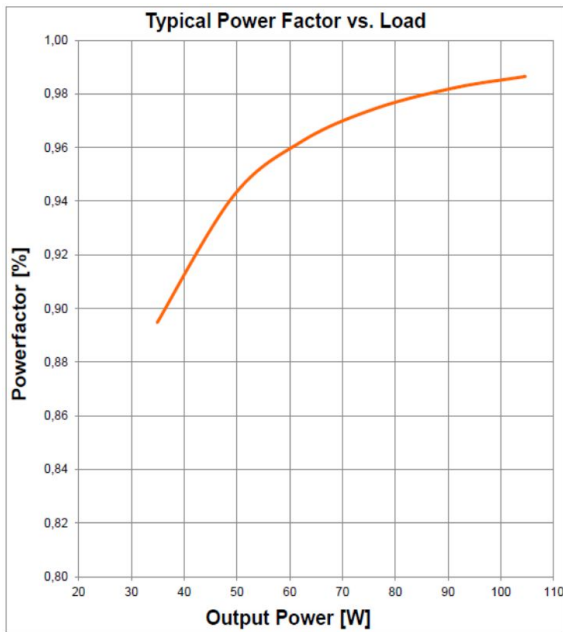
Electrical data

| | |
|--|----------------------|
| Nominal input voltage | 220...240 V |
| Mains frequency | 0/50/60 Hz |
| Input voltage AC | 198...264 V |
| Input voltage DC | 176...276 V |
| Current set | LEDset / NFC |
| Total harmonic distortion | 7 % |
| Power factor λ | 0.85C...0.99 |
| Efficiency in full-load | 95 % ¹⁾ |
| Device power loss | 9.0 W |
| Inrush current | 4 A |
| Max. ECG no. on circuit breaker 10 A (B) | 20 |
| Max. ECG no. on circuit breaker 16 A (B) | 32 |
| Surge capability (L/N-Ground) | 4 kV |
| Surge capability (L-N) | 4 kV |
| Nominal output voltage | 64...300 V |
| U-OUT (working voltage) | < 340 V |
| Nominal output current | 200...700 mA |
| Default output current | 100 mA ²⁾ |
| Output current tolerance | ± 3 % |
| Output current LEDset open | 100 mA |
| Output current LEDset shorted | 200 mA |
| Output ripple current (100 Hz) | < 1 % |
| Output PSTLM | ≤ 1 |
| Output SVM | ≤ 0.4 |
| Nominal output power | 28...100 W |
| Maximum output power | 100 W |
| Galvanic isolation | Non isolated |

1) at 230 V, 50 Hz

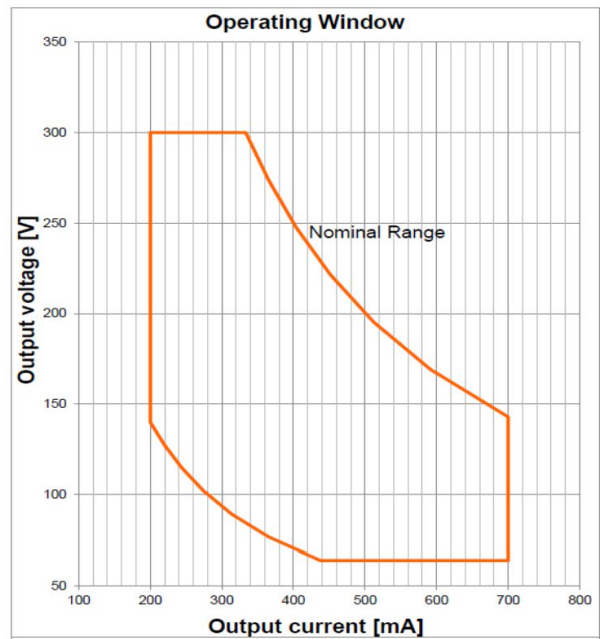
2) LEDset deactivated

Typical Power Factor v Load



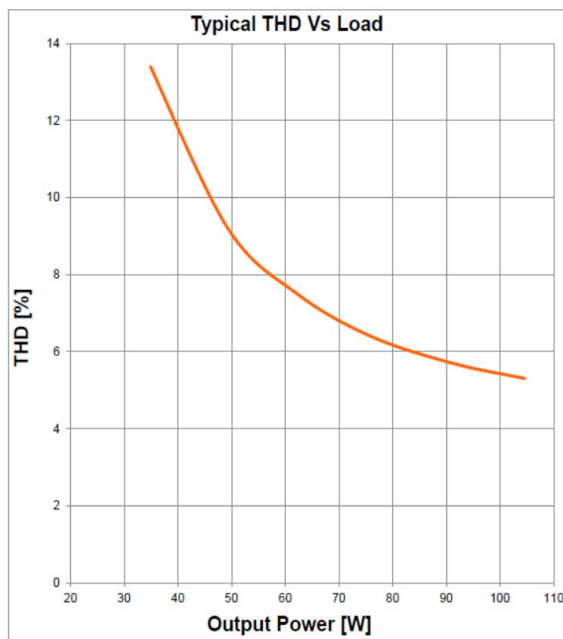
OT FIT 100/220-240/700 D NFC IND Typical Power Factor vs. Load

Operating Window



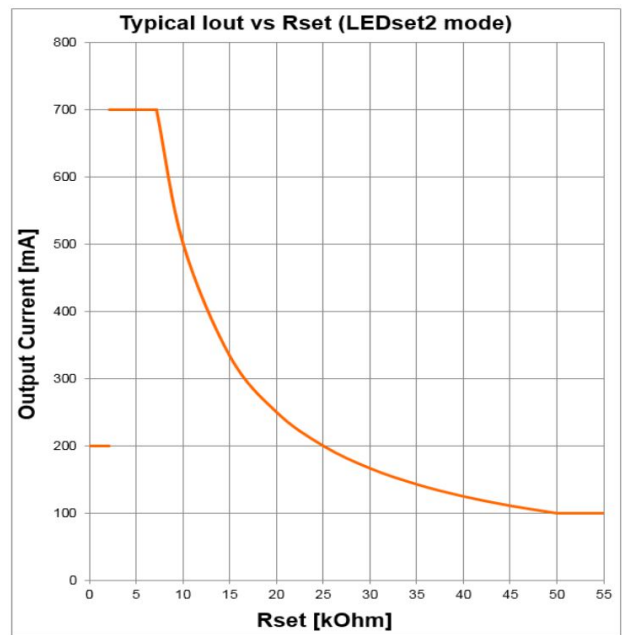
OT FIT 100/220-240/700 D NFC IND Operating Window

Typical THD v Load



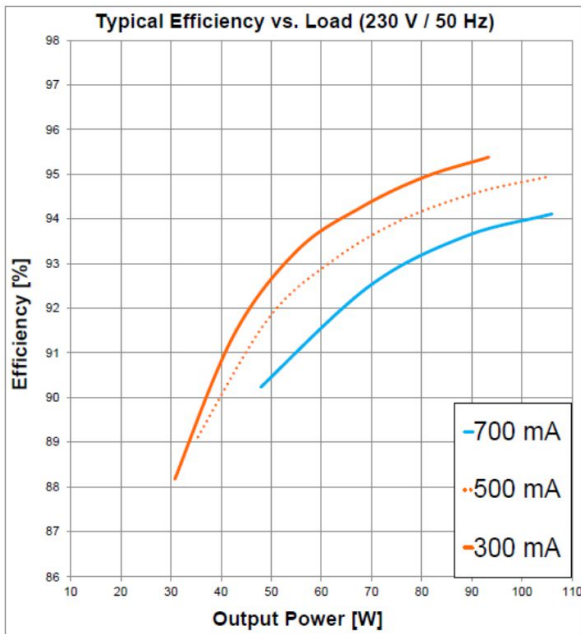
OT FIT 100/220-240/700 D NFC IND Typical THD Vs Load

Typical Iout v Rset LEDset2 mode



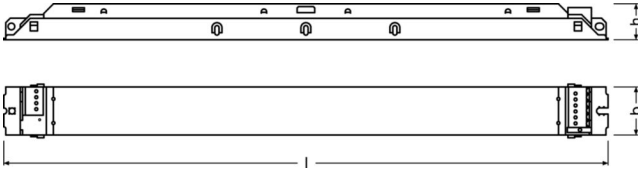
OT FIT 100/220-240/700 D NFC IND Typical Iout vs Rset (LEDset2 mode)

Typical Efficiency v Load 230 V 50 Hz



OT FIT 100/220-240/700 D NFC IND Typical Efficiency vs. Load (230 V / 50 Hz)

Dimensions & weight



| | |
|---|---------------------------|
| Length | 360.0 mm |
| Width | 30.0 mm |
| Height | 21.0 mm |
| Mounting hole spacing, length | 350.0 mm |
| Cable cross-section, input side | 0.5...1.5 mm ² |
| Cable cross-section, output side | 0.5...1.5 mm ² |
| Wire preparation length, input side | 8.0...9.0 mm |
| Wire preparation length, output side | 8.0...9.0 mm |
| Product weight | 260.00 g |

Colors & materials

| | |
|------------------------|-------|
| Casing material | Metal |
|------------------------|-------|

Temperatures & operating conditions

| | |
|---|------------------------|
| Ambient temperature range | -40...+70 °C |
| Maximum temperature at tc test point | 85 °C |
| Max.housing temperature in case of fault | 110 °C |
| Temperature range at storage | -40...+85 °C |
| Permitted rel. humidity during operation | 5...85 % ¹⁾ |

1) Maximum 56 days/year at 85 %

Lifespan

| | |
|---------------------|----------------------------------|
| ECG lifetime | 50000 h / 100000 h ¹⁾ |
|---------------------|----------------------------------|

1) At maximum $T_c = 85^\circ\text{C}$ / 10% failure rate / At $T_{\text{case}} = 75^\circ\text{C}$ at T_c point / 10% failure rate

Additional product data

| | |
|---------------------|----|
| Encapsulated | No |
|---------------------|----|

Capabilities

| | |
|---|----------------------|
| Programming interface | NFC, LEDset |
| Dimmable | No |
| Constant lumen function | Programmable |
| Max. cable length to lamp/LED module | 5.0 m ¹⁾ |
| Suitable for fixtures with prot. class | I |
| Suitable for emergency lighting | Yes |
| Type of connection, input side | Push terminal |
| Type of connection, output side | Push terminal |
| Number of channels | 1 |
| Overheating protection | Automatic reversible |
| Overload protection | Automatic reversible |
| Short-circuit protection | Automatic reversible |
| Intended for no-load operation | No |
| No-load proof | Yes |

1) Output wires must be routed as close as possible to each other

Programming

| | |
|------------------------|--------------|
| Programming device | NFC / LEDset |
| Tuner4TRONIC | Yes |
| Tuner4TRONIC Field App | Yes |
| Box programming | Yes |

Certificates & standards

| | |
|---------------------------|--|
| Approval marks – approval | CE / EL / VDE-ENEC / EAC / CCC / BIS / RCM |
| Standards | Acc. to EN 61347-1 / Acc. to EN 61347-2-13 / Acc. to EN 62384 / Acc. to EN 61000-3-2 / Acc. to EN 61000-3-3 / Acc. to EN 61547 |
| Type of protection | IP20 |
| Protection class | I |

Logistical data

| | |
|----------------|-------------|
| Commodity code | 85044083900 |
|----------------|-------------|

Environmental information

| Information according Art. 33 of EU Regulation (EC) 1907/2006 (REACH) | |
|---|---------------|
| Date of Declaration | 22-03-2024 |
| Primary Article Identifier | 4052899990128 |
| Declaration No. in SCIP database | In work |

Download Data

| File | | |
|----------------------------|------------|--|
| Certificates | PDF | ▶ OT EMC 40050085 200220 |
| Certificates | PDF | ▶ OT ENEC 40038085 010322 |
| Certificates | PDF | ▶ OT EMC 40044675 031022 |
| CAD data 3-dim | Compressed | ▶ OT FIT D NFC IND L CAD3PDF 281119 |
| CAD data 2-dim | Compressed | ▶ OT FIT D NFC IND L CAD2PDF 281119 |
| CAD data | Compressed | ▶ OT FIT D NFC IND L IGS 281119 |
| CAD data | Compressed | ▶ OT FIT D NFC IND L STEP 281119 |
| Declarations of conformity | PDF | ▶ OT FIT D NFC IND L UK DoC 4281285 220322 |
| Declarations of conformity | PDF | ▶ OT FIT D NFC IND L CE 3695761 230322 |
| Declarations of conformity | PDF | ▶ INOTEC-Conformity declaration AM16013 OT FIT 100 220-24 700 D NFC IND L (EN) |
| Declarations of conformity | PDF | ▶ EATON(CEAG) Conformity declaration AM16013 OT FIT 100 220-240 700 D NFC IND L (EN) |
| User instruction | PDF | ▶ OPTOTRONIC LED Power Supply |

Ecodesign regulation information:

Intended for use with LED modules.

The forward voltage of the LED light source shall be within the defined operating window of the control gear in all operating conditions including dimming if applicable.

Separate control gear and light sources must be disposed of at certified disposal companies in accordance with Directive 2012/19/EU (WEEE) in the EU and with Waste Electrical and Electronic Equipment (WEEE) Regulations 2013 in the UK. For this purpose, collection points for recycling centres and take-back systems (CRSO) are available from retailers or private disposal companies, which accept separate control gear and light sources free of charge. In this way, raw materials are conserved and materials are recycled.

Logistical Data

| Product code | Product description | Packaging unit (Pieces/Unit) | Dimensions (length x width x height) | Volume | Gross weight |
|---------------|--|----------------------------------|--------------------------------------|----------------------|--------------|
| 4052899990128 | OT FIT 100/220...240/700 D NFC IND L | Shipping carton box 20 Pieces | 385 x 160 x 100 mm | 6.16 dm ³ | 5371.00 g |

The mentioned product code describes the smallest quantity unit which can be ordered. One shipping unit can contain one or more single products. When placing an order, for the quantity please enter single or multiples of a shipping unit

Disclaimer

Subject to change without notice. Errors and omission excepted. Always make sure to use the most recent release.

Accessories Optional

| Product description | Accessory name | Accessory code |
|--------------------------------------|----------------|-----------------|
| OT FIT 100/220...240/700 D NFC IND L | PRH101 -USB | ▶ 4055462165152 |
| OT FIT 100/220...240/700 D NFC IND L | CPR30 -USB | ▶ 4055462165169 |