

■ **Features**

- 1.5 Inch 64 Dot Matrix
- Long lifetime operation
- IC compatible
- Low power dissipation
- Black surface & white segment or dot


■ **Applications**

- Counting device
- Clock

■ **Absolute Maximum Rating** (Ta=25°C)







Item	Symbol	Value		Unit
		B/PG	YG/Y/R/RA	
DC Forward Current	I _F	20	20	mA
Pulse Forward Current#	I _{FP}	100	100	mA
Reverse Voltage	V _R	5	5	V
Power Dissipation	P _t	72	50	mW
Operating Temperature	Topr	-30 ~ +70		°C
Storage Temperature	Tstg	-40~ +85		°C
Lead Soldering Temperature(1.6mm from seating plane)	Tsol	260°C/5sec		°C

■ **Picture**



#Pulse width Max.10ms Duty ratio max 1/10

■ **Electrical -Optical Characteristics** (Ta=25°C)

Part Number	Color		V _F (V)			I _R (μA)	I _v (mcd)			λD(nm)			
			Min.	Typ.	Max.		Max.	Min.	Typ.	Max.	Min.	Typ.	Max.
			I _F =20mA			V _R =5V		I _F =20mA					
OSL641501-AB(BB)	Blue	B		-	3.3	3.6	20	40	50	80	465	470	475
OSL641501-AG(BG)	Pure Green	G		-	3.3	3.6	20	150	200	300	520	525	530
OSL641501-AYG(BYG)	Yellow Green	YG		-	2.1	2.5	20	10	12	30	565	570	575
OSL641501-AY(BY)	Yellow	Y		-	2.1	2.5	20	50	60	100	585	590	595
OSL641501-AR(BR)	Red	R		-	2.1	2.5	20	15	20	40	625	630	640
OSL641501-ARA(BRA)	High Luminance Red	RA		-	2.1	2.5	20	80	100	150	620	625	630

*1 Tolerance of measurements of dominant wavelength is ±1nm

*2 Tolerance of measurements of chromaticity coordinate is ±10%

*3 Tolerance of measurements of luminous intensity is ±15%

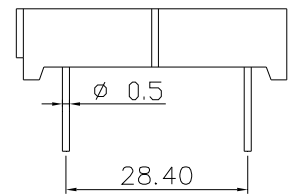
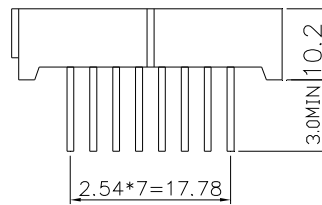
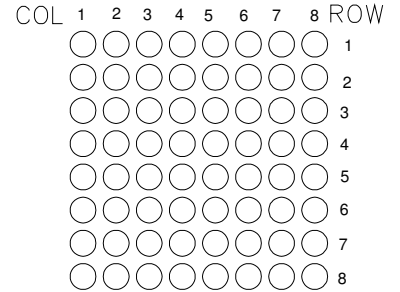
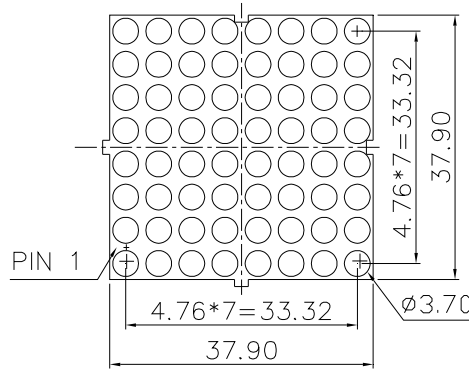
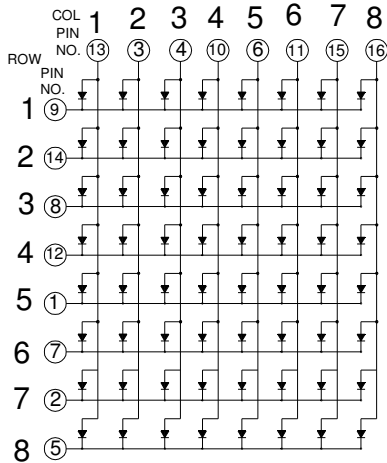
*4 Tolerance of measurements of forward voltage is ±0.1V

■ Package Dimensions and Pin Function

OSL641501-AX

Note:

- 1, Unit : mm (Tolerance: ±0.25mm unless otherwise noted)
- 2, The slope angle of any PIN may be ±5.0° Max



OSL641501-BX

Note:

- 1, Unit : mm (Tolerance: ±0.25mm unless otherwise noted)
- 2, The slope angle of any PIN may be ±5.0° Max

