

■ **Features**

- 1.54 Inch 5x7 Dot Matrix
- Long lifetime operation
- IC compatible
- Low power dissipation


■ **Applications**

- Counting device
- Clock

■ **Absolute Maximum Rating** (Ta=25°C)

Item	Symbol	Value		Unit
		YG/Y/R/RA	B/PG	
DC Forward Current	I _F	25	25	mA
Pulse Forward Current#	I _{FP}	100	100	mA
Reverse Voltage	V _R	5	5	V
Power Dissipation	P _t	62.5	90	mW
Operating Temperature	T _{opr}	-30 ~ +70		°C
Storage Temperature	T _{stg}	-40 ~ +85		°C
Lead Soldering Temperature(1.6mm from seating plane)	T _{sol}	260°C/5sec		°C

■ **Pictures**



#Pulse width Max.10ms Duty ratio max 1/10

■ **Electrical -Optical Characteristics** (Ta=25°C)

Part Number	Color		V _F (V)			I _R (μA)	I _v (mcd)			λD(nm)			
			Min.	Typ.	Max.	Max.	Min.	Typ.	Max.	Min.	Typ.	Max.	
			I _F =20mA			V _R =5V	I _F =20mA						
OSL351541-AB(BB)	Blue	B	■	-	3.1	3.6	20	-	50	-	460	465	470
OSL351541-AG(BG)	Pure Green	G	■	-	3.1	3.6	20	-	200	-	515	525	530
OSL351541-AYG(BYG)	Yellow Green	YG	■	-	2.1	2.6	20	-	12	-	565	571	575
OSL351541-AY(BY)	Yellow	Y	■	-	2.1	2.5	20	-	60	-	585	590	595
OSL351541-AR(BR)	Red	R	■	-	2.1	2.5	20	-	26	-	625	630	640
OSL351541-ARA(BRA)	High Luminance Red	RA	■	-	2.1	2.5	20	-	100	-	620	625	630

*1 Tolerance of measurements of dominant wavelength is ±1nm

*2 Tolerance of measurements of luminous intensity is ±15%

*3 Tolerance of measurements of forward voltage is ±0.1V

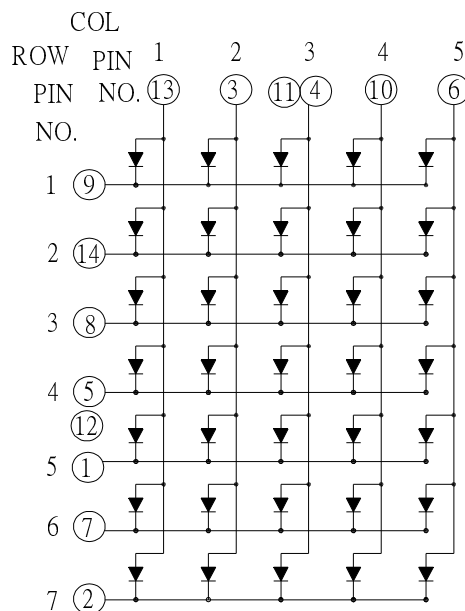
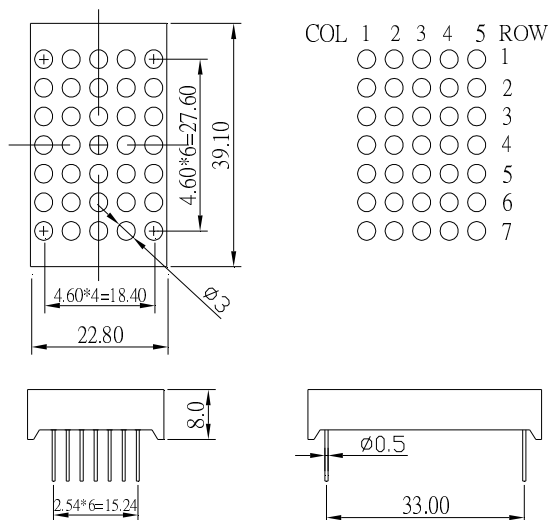
Package Dimensions and Pin Function

OSL351541-AX

Note:

1, Unit : mm(Tolerance:±0.25mm unless otherwise noted)

2, The slope angle of any PIN may be ±5.0° Max



OSL351541-BX

Note:

1, Unit : mm(Tolerance:±0.25mm unless otherwise noted)

2, The slope angle of any PIN may be ±5.0° Max

