

■ **Photo**



■ **Features**

- 22*22mm arrow LED display
- Long lifetime operation
- IC compatible
- Low power consumption
- Black surface & white segment or dot
- Number of pins: 4

■ **Applications**








- Direction indicator
- Instrumentation and control

■ **Absolute Maximum Rating** (Ta=25°C)

Item	Symbol	Value		Unit
		YG/Y/O/R	W/B/PG	
DC Forward Current	I _F	20	20	mA
Pulse Forward Current#	I _{FP}	100	100	mA
Reverse Voltage	V _R	15	15	V
Power Dissipation	P _t	192	272	mW
Operating Temperature	Topr	-30 ~ +70		°C
Storage Temperature	Tstg	-40~ +85		°C
Lead Soldering Temperature(1.6mm from seating plane)	Tsol	260°C/5sec		°C

#Pulse width Max.10ms Duty ratio max 1/10

■ **Electrical -Optical Characteristics** (Ta=25°C)

Part Number	Color			V _F (V)			I _R (μA)	I _v (mcd)			λD(nm)		
				Min.	Typ.	Max.	Max.	Min.	Typ.	Max.	Min.	Typ.	Max.
				I _F =20mA			V _R =15V			I _F =20mA			
OSL22221-AW/BW	White	W		-	12.0	13.6	10	-	80	-	X=0.27,Y=0.28 (CCT:8000-18000K)		
OSL22221-AB/BB	Blue	B		-	12.0	13.6	10	-	50	-	460	465	475
OSL22221-AG/BG	Pure Green	PG		-	12.0	13.6	10	-	200	-	515	525	530
OSL22221-AYG/BYG	Yellow Green	YG		-	8.0	9.6	10	-	12	-	565	570	575
OSL22221-AY/BY	Yellow	Y		-	8.0	9.6	10	-	60	-	585	590	595
OSL22221-AO/BO	Orange	O		-	8.0	9.6	10	-	70	-	600	605	610
OSL22221-AR/BR	Red	R		-	8.0	9.6	10	-	26	-	625	630	640
OSL22221-ARA/BRA	High Luminance Red	RA		-	8.0	9.6	10	-	100	-	620	625	630

*1 Tolerance of measurements of color temperature is ±10%

*2 Tolerance of measurements of dominant wavelength is ±1nm

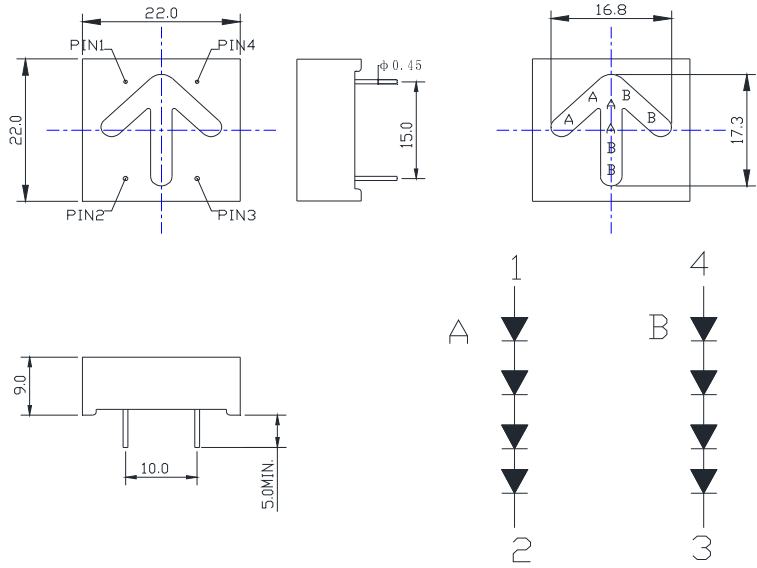
*3 Tolerance of measurements of luminous intensity is ±15%

*4 Tolerance of measurements of forward voltage is±0.1V

■ Package Dimensions and Pin Function

OSL22221-AX

Note:
Unit : mm (Tolerance:±0.25mm unless otherwise noted)



OSL22221-BX

Note:
Unit : mm (Tolerance:±0.25mm unless otherwise noted)

