

www.opledtw.com

Opto Plus LED Corp.
0.39" SMD Type LED Display
OPS-S3910SB | OPS-S3911SB

● **EDIT HISTORY**

Version A: Oct. 23, 2020

Preliminary Spec.



Opto Plus LED Corp.

0.39" SMD Type LED Display

OPS-S3910SB | OPS-S3911SB

● FEATURES

- 0.39 inch (10.0 mm) digit height.
- SMD type.
- Low current operation.
- RoHS Compliant, Pb Free.

● DESCRIPTION

The device are 0.39 inch (10.0mm) height single digit 7-segment displays.

The device is Opto Plus LED Corp standard LED Display.

This device utilizes Super Bright Blue LED chip which are made from InGaN

On a transparent GaN, substrate.

The device has face and segment option, please refer to **PRODUCT APPEARANCE**.

● DEVICE

PART NO.	DESCRIPTION
OPS-S3910SB-GW	Common Anode Gray face White segment
OPS-S3911SB-GW	Common Cathode Gray face White segment
OPS-S3910SB-BW	Common Anode Black face White segment
OPS-S3911SB-BW	Common Cathode Black face White segment

RoHS Compliance



Pb Free.





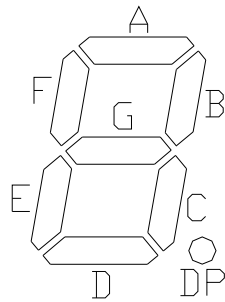
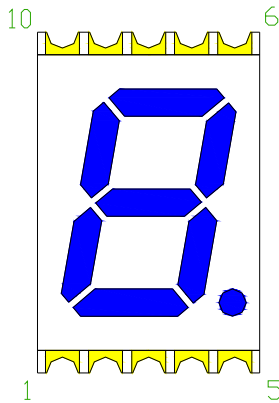
Opto Plus LED Corp.

0.39" SMD Type LED Display

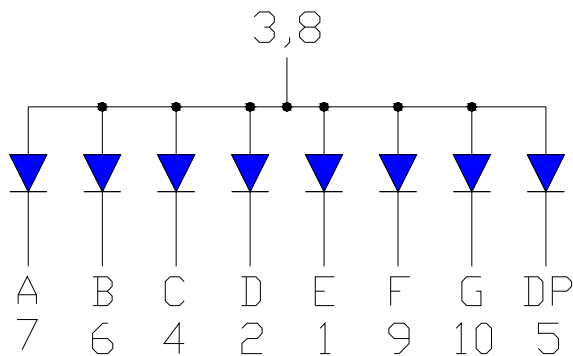
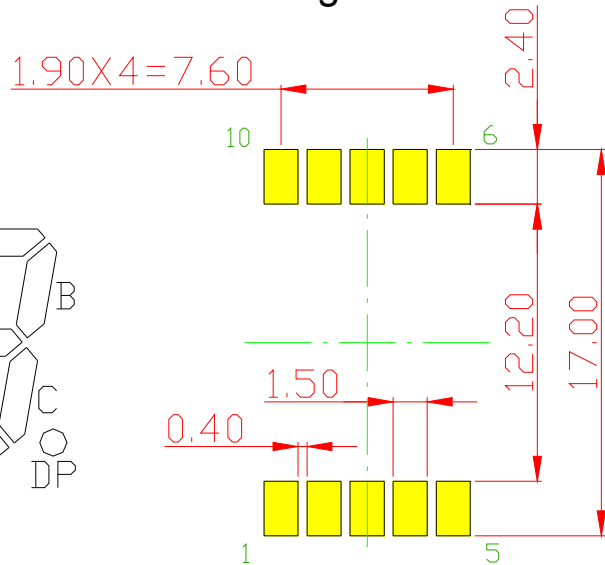
OPS-S3910SB | OPS-S3911SB

● TYPICAL INTERNAL EQUIVALENT CIRCUIT

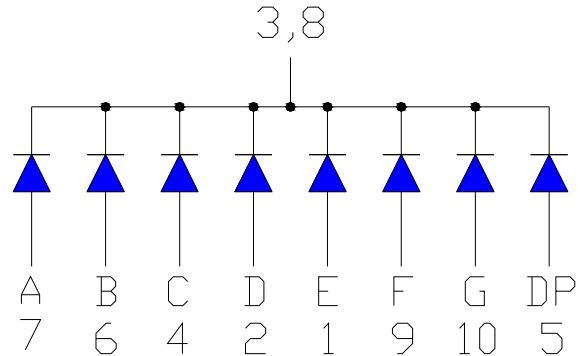
Turn On Color



Recommended
Soldering Pattern



OPS-S3910SB
(Common Anode)



OPS-S3911SB
(Common Cathode)

※EMITTED COLOR : SUPER BRIGHT BLUE



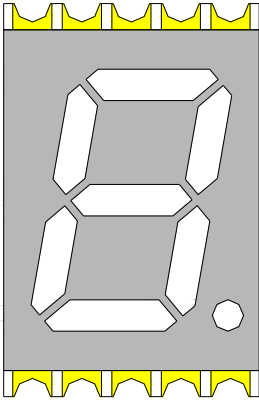

Opto Plus LED Corp.

0.39" SMD Type LED Display

OPS-S3910SB | OPS-S3911SB

● PRODUCT APPEARANCE

The most common reflector color and segment color are show in below diagram.

-GW	-BW
	
※ REFLECTOR COLOR: Gray ※ SEGMENT COLOR: White	※ REFLECTOR COLOR: Black ※ SEGMENT COLOR: White

Opto Plus can customize reflector and segment colors by customer's request. If you have these request please visit www.opledtw.com or contact sales@opledtw.com for more **Standard Product Customization** information.

Part NO. related to reflector and segment colors show as table below.

PART NO.	DESCRIPTION
OPS-S3910SB-GW	Common Anode Gray face White segment
OPS-S3911SB-GW	Common Cathode Gray face White segment
OPS-S3910SB-BW	Common Anode Black face White segment
OPS-S3911SB-BW	Common Cathode Black face White segment



www.opledtw.com

Opto Plus LED Corp. 0.39" SMD Type LED Display OPS-S3910SB | OPS-S3911SB


● SB: SUPER BRIGHT BLUE (InGaN/GaN)

ABSOLUTE MAXIMUM RATING AT Ta=25°C

Parameter	Symbol	Maximum Rating	Unit
Power dissipation	P_{AD}	90	mW
Continuous forward current	I_{AF}	30	mA
Peak current (duty cycle 1/10, 1kHz)	I_{PF}	60	mA
Reverse voltage	V_R	5	V
Operating temperature	T_{OPR}	-40 to +105	°C
Storage temperature	T_{STG}	-40 to +105	°C

ELECTRICAL - OPTICAL CHARACTERISTICS AT Ta=25°C

Characteristic	Symbol	Condition	Min.	Type.	Max.	Unit
Forward Voltage, (Per Dice)	V_F	$I_F = 20\text{mA}$	-	3.0	3.4	V
Reverse Current, (Per Dice)	I_R	$V_R = 5\text{V}$	-	-	10	μA
Dominant Wavelength	λ_D	$I_F = 20\text{mA}$	464	-	474	nm
Luminous Intensity	I_V	$I_F = 20\text{mA}$	70	100	130	mcd
Spectral Line Half-Bandwidth	$\Delta\lambda$	$I_F = 20\text{mA}$	-	20	-	nm



www.opledtw.com

Opto Plus LED Corp.
0.39” SMD Type LED Display
OPS-S3910SB | OPS-S3911SB

● **SB: BIN GRADE (Unit : mcd) 20mA**

Super Bright Blue	P	Q	R
	70.0 - 90.00	90.1 - 110.0	110.1 – 130.0

● **SB: HUE GRADE (λD : nm)**

1	2	3
464.0 - 467.0	467.1 - 470.0	470.1 - 474.0

● **AVAILABLE BIN / HUE TABLE**

P1	Q1	R1
P2	Q2	R2
P3	Q3	R3



Opto Plus LED Corp.

0.39" SMD Type LED Display

OPS-S3910SB | OPS-S3911SB

● SB: SUPER BRIGHT BLUE (InGaN/GaN) CURVE

Typical Electro-optical Characteristic Curves
(25 °C Free Air Temperature Unless Otherwise Specified)

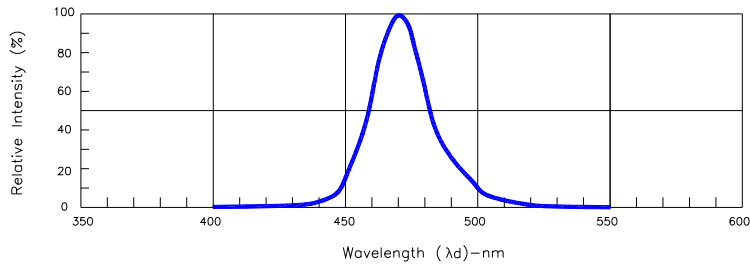


Fig.1-Relative Intensity VS. Wavelength

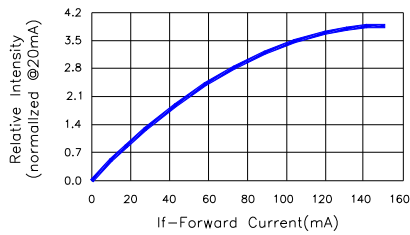


Fig.2-Relative Luminous Intensity vs. Forward Current

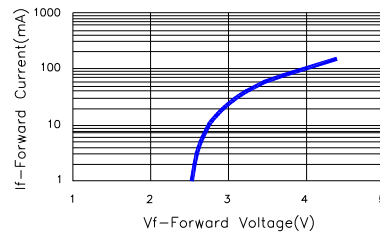


Fig.3-Forward Current vs. Forward Voltage

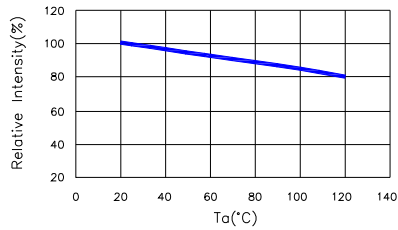


Fig.4-Relative Intensity(@20mA)VS. Ambient Temperature

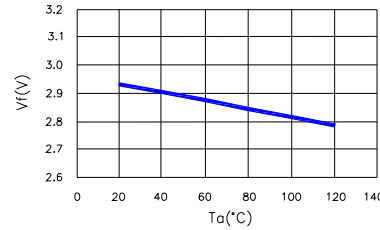


Fig.5-Forward Voltage(@20mA)VS. Ambient Temperature

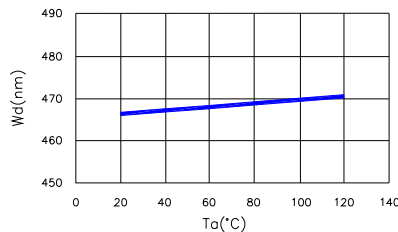


Fig.6-Dominant Wavelength(@20mA) VS. Ambient Temperature

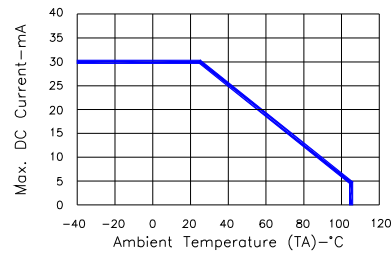



Fig.7-Max. Allowable DC Current VS. Ambient Temperature



www.opledtw.com

Opto Plus LED Corp.

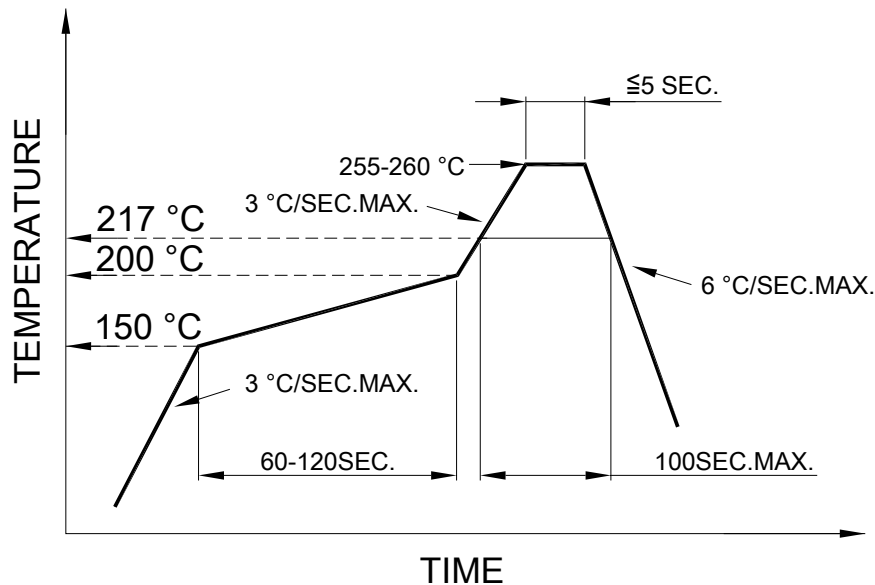
0.39" SMD Type LED Display

OPS-S3910SB | OPS-S3911SB

● SMT REFLOW SOLDERING INSTRUCTIONS

SMT Soldering Profile

Pb free reflow soldering Profile




- We recommend the reflow temperature 245°C (+/- 5°C).
The maximum soldering temperature should be limited to 260°C.
- Number of reflow process shall be 2 times or less.

● SOLDERING IRON

Basic spec is ≤ 4 sec when 260°C. If temperature is higher, time should be shorter (+10°C → 1 sec). Power dissipation of Iron should be smaller than 15W, and temperature should be controllable. Surface temperature of the device should be under 230°C.

● REWORK

- Customer must finish rework within 3 sec. under 350°C.
- The head of soldering iron cannot touch copper foil.



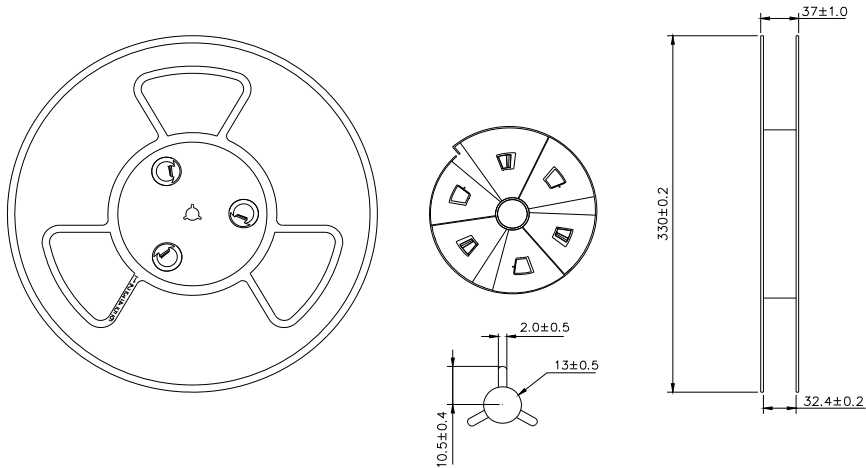
www.opledtw.com

Opto Plus LED Corp.

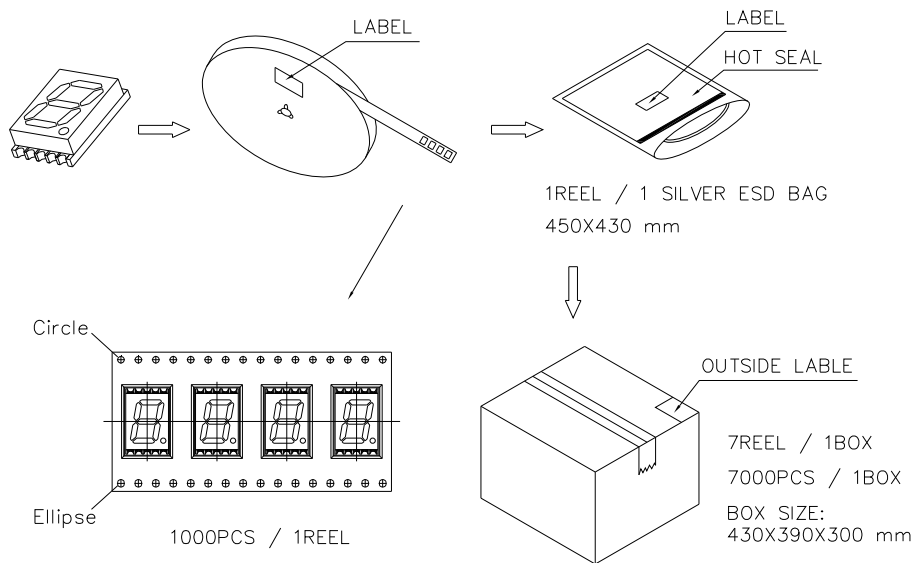
0.39" SMD Type LED Display

OPS-S3910SB | OPS-S3911SB

● REEL DIMENSIONS



● PACKING & LABEL SPECIFICATIONS



● STORAGE CONDITION

In factory original sealed bag package

TEMPERATURE CONDITION	HUMIDITY CONDITION
5°C ~ 30°C	Below 60%RH

After opened and not in factory original sealed bag package

TEMPERATURE CONDITION	HUMIDITY CONDITION	STORAGE TIME
5°C ~ 30°C	Below 60%RH	Within 4 weeks (MSL as level 2a)