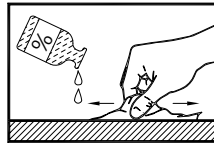
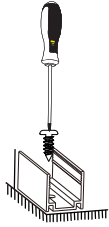


0612 Installation diagram

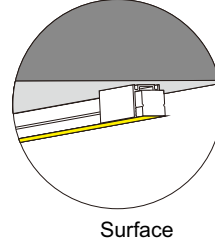
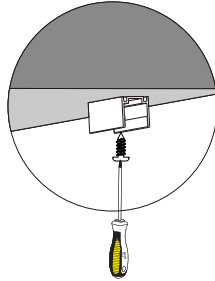
Wipe the dust on the installation luminous surface with clean water.



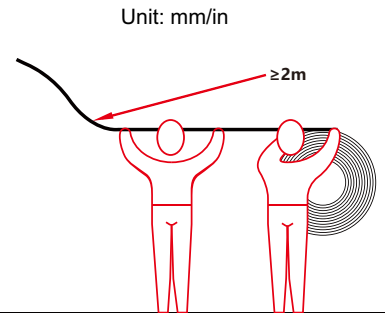
First fix the buckle with screws, and then clip the neon light strip into the buckle. When the length of the neon light strip is greater than 2 meters, two people are required to install it together. (refer to the figure below)



Overall dimension of buckle: L20*W13*H5.8mm



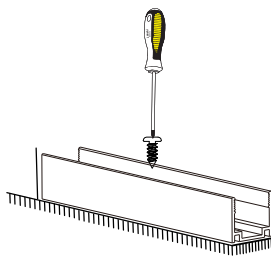
Surface



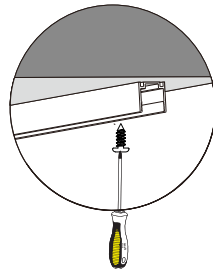
Unit: mm/in

≥2m

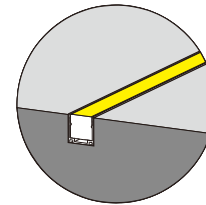
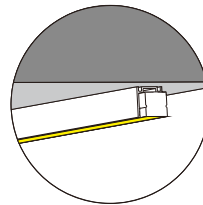
When the length of neon light strip is more than 2 meters, two people are required to install it together.



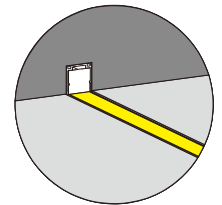
Overall dimension of aluminum profile: L1000*W13*H5.8mm



Surface



Mounted embedded



Mounted embedded