



MW-Samsung-3W

Professional Led Modules; **8-20CM** 3D double-sided lightboxes



■ Features:

- luminous efficacy 92 lm/W
- for indoor and outdoor use
- 50 pcs in chain



UK
CA

CE

TECHNICAL DETAILS

12V
DC

0.3W

165°

IP
68

110 lm

5
YEARS
WARRANTY

50000h

PWM

MODEL	MW-Samsung-3W
Supply voltage	12V DC
Power consumption per module	1.2W
Chain power consumption	60W
Current consumption per module	100mA
LED diodes	Samsung - 2835
Quantity of LEDs	3
Light color	White (~6500K)
Luminous flux	110lm
Luminous flux density	92lm/W
Color rendering index - CRI	≥80
Beam angle	165°
Current stabilization	No
Dimming	Yes
Module dimensions (L x W x H)	70 x 15 x 11mm
Cable length	90mm
Number of modules in 1m	6.3
Box weight	
Packing	Chain – 50pcs / Bag – 200pcs / Box – 2000pcs
Montage	Adhesive tape / mounting screw
Lifetime	L70B50 > 50000h
Working temperature	-30°C ÷ 70°C
IP protection	IP68
Warranty	5 years

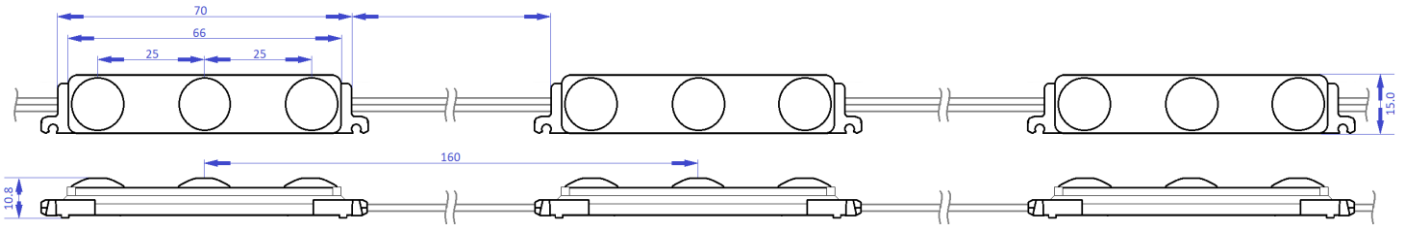


MW-Samsung-3W

Professional Led Modules; 8-20CM 3D double-sided lightboxes

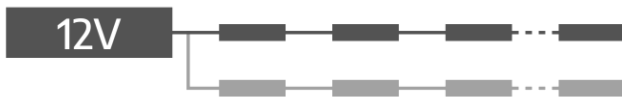


Dimensions



Connection diagram

One-side power input:



Maximum number of modules 50 pcs

Two-side power input:



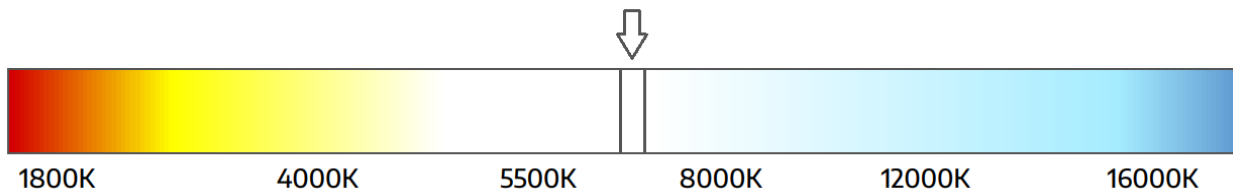
Maximum number of modules 100 pcs

It is acceptable to connect multiple chains in parallel, as long as the power supply provides sufficient power

Light color / CCT

Light color

White (~6500K)



Energy label / Beam angle

ENERGY

MW LIGHTING
MW-SAMSUNG-3W

A
B
C
D
E
F
G

2 kWh/1000h

2019/2015

