



# MW-MLD-FLAT-1NW-LENS170

Professional Led Modules; **3-10cm** 3D letters, lightboxes



## ■ Features:

- luminous efficacy 82 lm/W
- for indoor and outdoor use
- 30 pcs in chain



UK  
CA

CE

## TECHNICAL DETAILS



MODEL	MW-MLD-FLAT-1W-LENS170
Supply voltage	12V DC
Power consumption per module	0.98W
Chain power consumption	29.4W
Current consumption per module	82mA
LED diodes	San`an led - 2835
Quantity of LEDs	1
Light color	White (~4000K)
Luminous flux	80lm (W)
Luminous flux density	82lm (W)
Color rendering index - CRI	≥80
Beam angle	170°
Current stabilization	Yes
Dimming	Yes
Module dimensions (L x W x H)	38 x 21 x 7mm
Cable length	112mm
Number of modules in 1m	6.7
Box weight	16kg
Packing	Chain – 30pcs / Bag – 120pcs / Box – 1920pcs
Montage	Adhesive tape / mounting screw
Lifetime	L70B50 > 50000h
Working temperature	-25°C ÷ 55°C
IP protection	IP67
Warranty	5 years

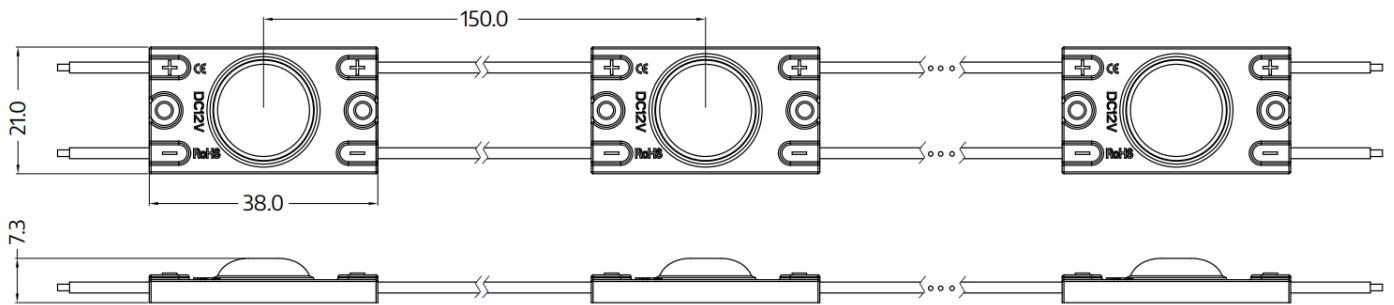


# MW-MLD-FLAT-1NW-LENS170



Professional Led Modules; **3-10cm** 3D letters, lightboxes

## Dimensions



## Connection diagram

**One-side power input:**



**Maximum number of modules 30 pcs**

**Two-side power input:**




**Maximum number of modules 60 pcs**

It is acceptable to connect multiple chains in parallel, as long as the power supply provides sufficient power

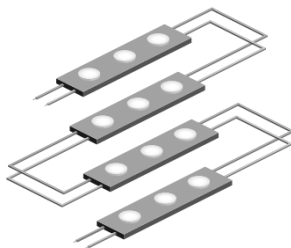
## Light color / CCT

**Light color**

White (~4000K)



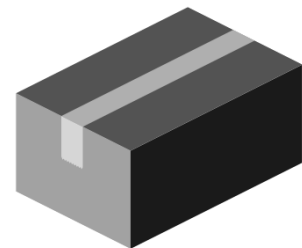
## Packing



Chain  
**30 pcs**



Bag  
**120 pcs**



Box  
**1920 pcs**

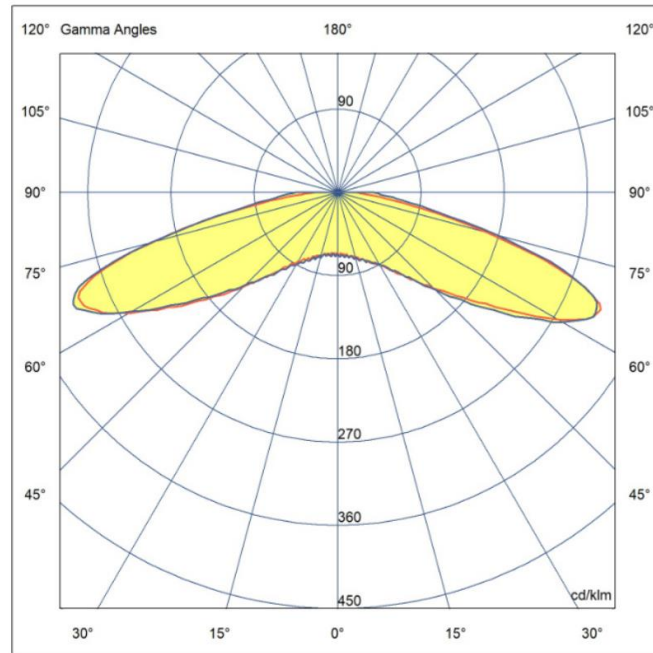


# MW-MLD-FLAT-1NW-LENS170

Professional Led Modules; **3-10cm** 3D letters, lightboxes



## Beam angle



## Energy label

**ENERG**

**MW LIGHTING**  
MW-MLD-FLAT-1W-LENS170 v.2

A  
B  
C  
D  
E  
F  
G

**1**  
kWh/1000h

2019/2015