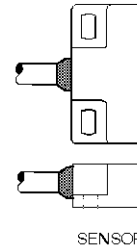
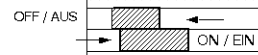
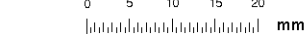


SWITCHING DISTANCES

Schaltwege



SENSOR

MAGNETICALLY CONDUCTIVE MATERIAL
Magnetisch leitendes Material

MARKING / Aufdruck

MEDER-Label, Type
Production code,
EN60062 / Factory code
Circuit diagram

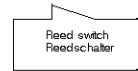
MEDER-Logo, Typ
Produktionscode
EN60062/Fertigungsstätte
Schalbild

CABLE / Kabel

PVC LIYY 2x0.25 mm², grey
colour of wires: blue, brown (white/brown)
ends tinned

PVC LIYY 2x0.25 mm², grau
Aderfarben: blau, braun (weiss/braun)
Enden verzinkt

CIRCUIT DIAGRAM
Schalbild



Abmessungen / dimensions (mm)
Tolerances acc. to DIN ISO 2768-m

Magnetic properties	Conditions	Min	Typ	Max	Unit
Pull in	at 20 °C	3		8,5	mm
Drop out	at 20 °C	4		12	mm
Test equipment				SV 002	

Special Product Data	Conditions	Min	Typ	Max	Unit
Contact - form				B/C - NC	
Contact rating	Any DC combination of V & A not to exceed their individual max.'s			10	W
operating voltage	DC or Peak AC			175	VDC
operating ampere	DC or Peak AC			1	A
Switching current	DC or Peak AC			0,5	A
Sensor-resistance	measured with 40% overdrive			250	mOhm
Housing material				PBT glass fibre reinforced	
Case color				blue	
Sealing compound				Polyurethan	

Environmental data	Conditions	Min	Typ	Max	Unit
Operating temperature	cable not moved	-30		80	°C
Operating temperature	cable moved	-5		80	°C
Storage temperature		-30		80	°C

Cable specification	Conditions	Min	Typ	Max	Unit
Cable typ				round cable	
Cable material				PVC	
Cross section				0,25 gmm	

General data	Conditions	Min	Typ	Max	Unit
Mounting advice				over 5m cable, a series resistor is recommended.	
Mounting advice				Decreased switching distances by mounting on iron.	
Mounting advice				Magnetically conductive screws must not be used.	
tightening torque	Screw M3 ISO 1207 Disk ISO 7089			0,5	Nm