



MISSOURI-1W

Professional Led Modules; **4-15CM** 3D letters, lightboxes



■ Features:

- luminous efficacy 100 lm/W
- for indoor and outdoor use
- 30 pcs in chain

UK
CA



TECHNICAL DETAILS



MODEL	MISSOURI-1W
Supply voltage	12V DC
Power consumption per module	1W
Chain power consumption	30W
Current consumption per module	83mA
LED diodes	LUMILEDS - 2835
Quantity of LEDs	1
Light color	White (~6500K)
Luminous flux	100lm (W)
Luminous flux density	100lm (W)
Color rendering index - CRI	≥70
Beam angle	170°
Current stabilization	No
Dimming	Yes
Module dimensions (L x W x H)	33 x 23 x 10mm
Cable length	188mm
Number of modules in 1m	4.5
Box weight	16kg
Packing	Chain – 30pcs / Bag – 90pcs / Box – 2160pcs
Montage	Adhesive tape / mounting screw
Lifetime	L70B50 > 50000h
Working temperature	-25°C ÷ 60°C
IP protection	IP66
Warranty	5 years

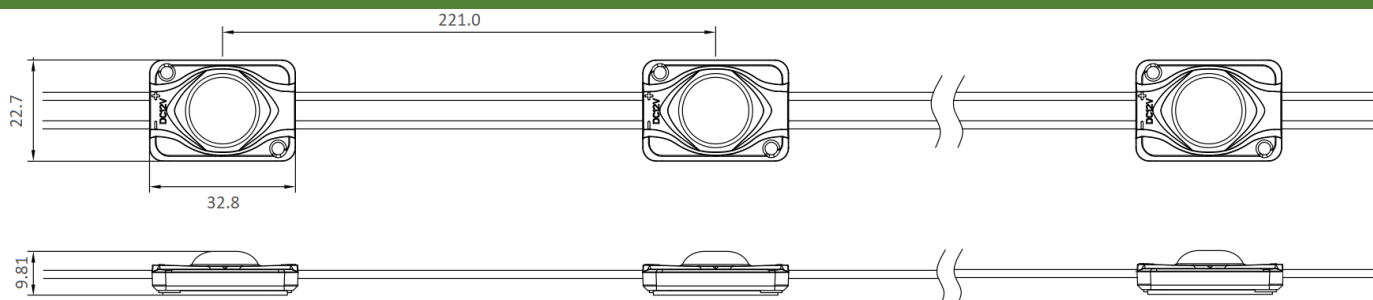


MISSOURI-1W

Professional Led Modules; **4-15CM** 3D letters, lightboxes



Dimensions



Connection diagram

One-side power input:



Two-side power input:



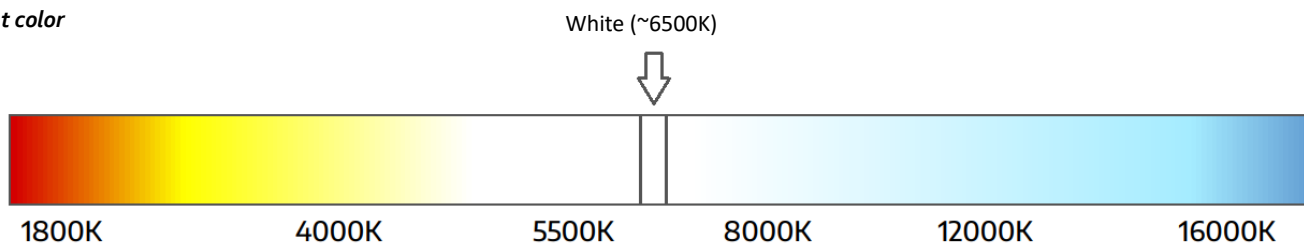
Maximum number of modules 30 pcs

Maximum number of modules 60 pcs

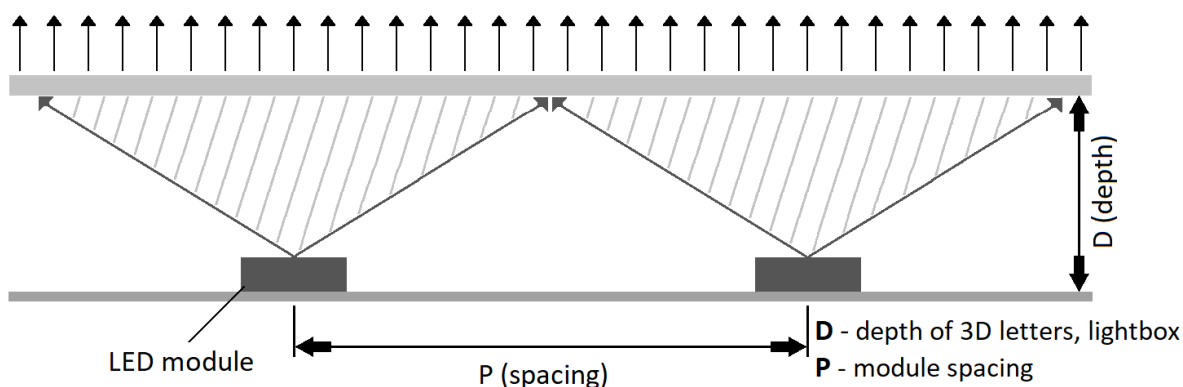
It is acceptable to connect multiple chains in parallel, as long as the power supply provides sufficient power

Light color / CCT

Light color



Aplication



$$\text{optical performance proportion} = \frac{D}{P} = 1 : 1.3$$

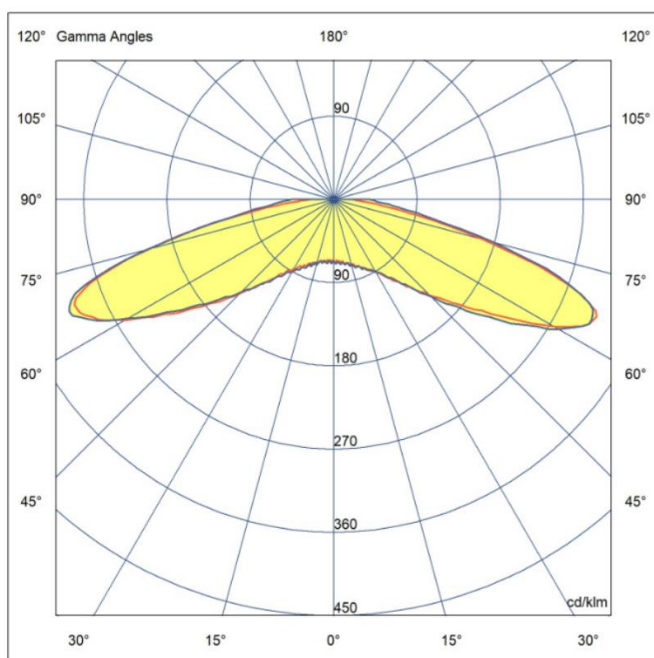


MISSOURI-1W

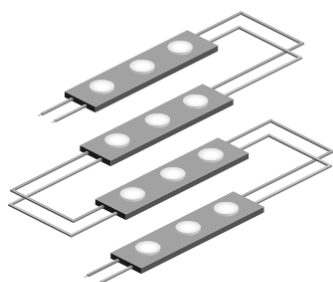
Professional Led Modules; **4-15CM** 3D letters, lightboxes



Beam angle



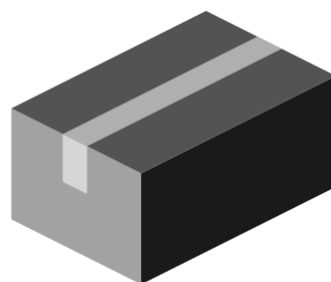
Packing



Chain
30 pcs



Bag
90 pcs



Box
2160 pcs