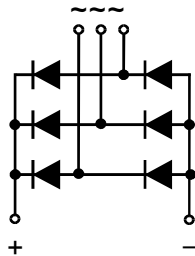


Feature

- International standard package
- Low forward voltage drop
- Isolation voltage 2500V~

Application

- DC power suppliers for apparatus device
- Input rectifying power supply for PWM converters
- Inverter welders



Maximum value

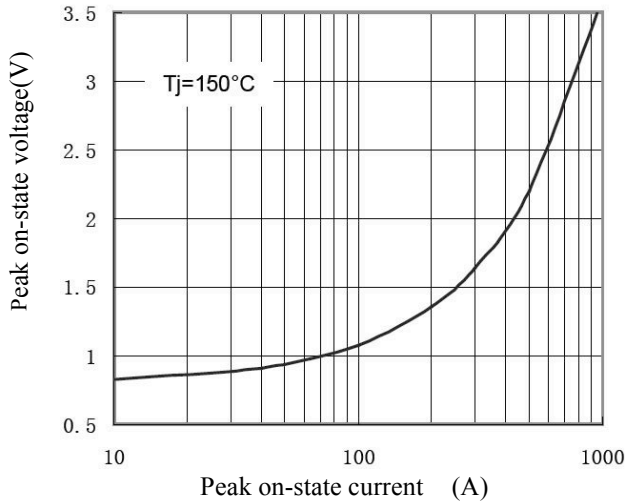
Symbol	Parameter	Rating							Unit
		MDS200-06F	MDS200-08F	MDS200-10F	MDS200-12F	MDS200-14F	MDS200-16F	MDS200-18F	
V _{RRM}	Peak reverse repetitive voltage	600	800	1000	1200	1400	1600	1800	V
V _{RSM}	Peak reverse non-repetitive voltage	700	900	1100	1300	1500	1700	1900	V

Symbol	Parameter	Test condition	Rating	Unit
I _o	Output DC current	Three-phase whole wave rectifying circuit T _c :100°C	200	A
I _{FSM}	Forward surge current	t=10ms,50HZ,sin,T _{jm}	2100	A
I ² t	I ² t value	V _R = 0.6V _{RRM} , T _{jm}	22100	A ² S
V _{ISO}	Isolation voltage	AC one min	2500	V
T _j	Operating junction temperature		-40 to +150	°C
T _{jm}	Rated junction temperature		150	°C
T _{stg}	Storage temperature		-40 to +125	°C
Md	Mounting torque (copper plate) M6		4	N·m
	Mounting torque (terminal) M6		6	N·m
W _t	weight		300	g

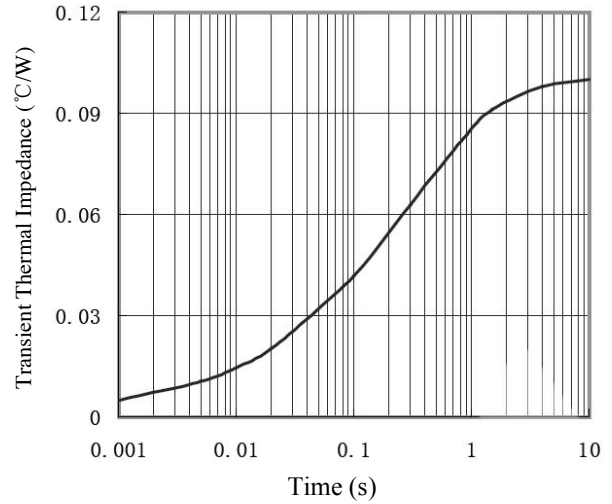
Electrical characteristics

Symbol	Parameter	Test condition	Rating	Unit
I _{RRM}	Peak reverse repetitive current	Single-side heat dissipation, V _R =V _{RRM} , sine half wave, T _j =150°C	15	mA
V _{FM}	Peak forward voltage	I _{FM} =200A, T _j =25°C	1.35	V
R _{th(j-c)}	Thermal impedance (junction-case)	Single-side heat dissipation, sine half wave	0.1	°C/W

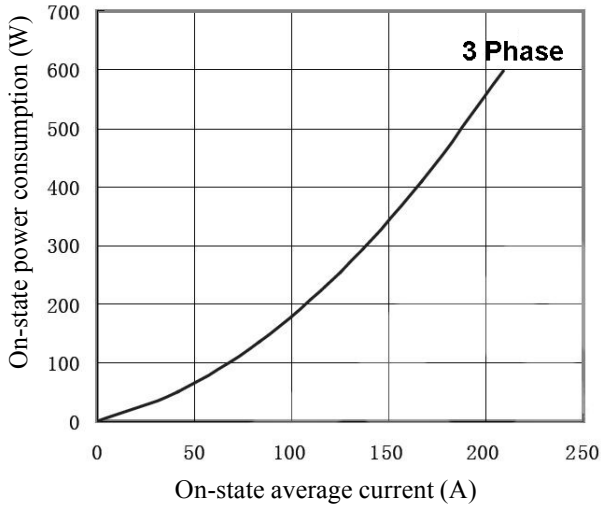
Forward current vs. Forward voltage



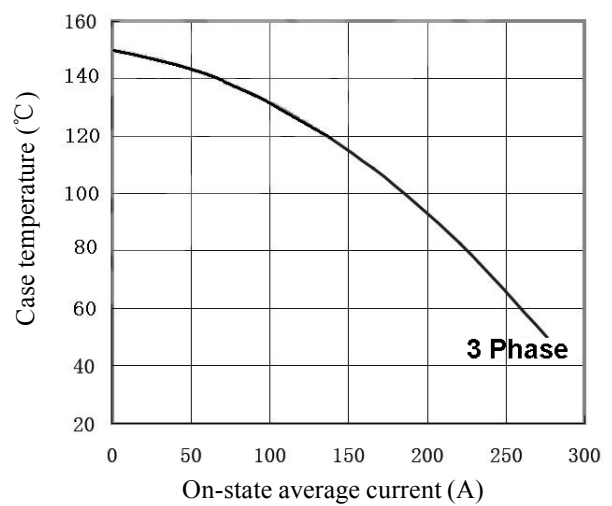
Thermal Impedance (junction to case)



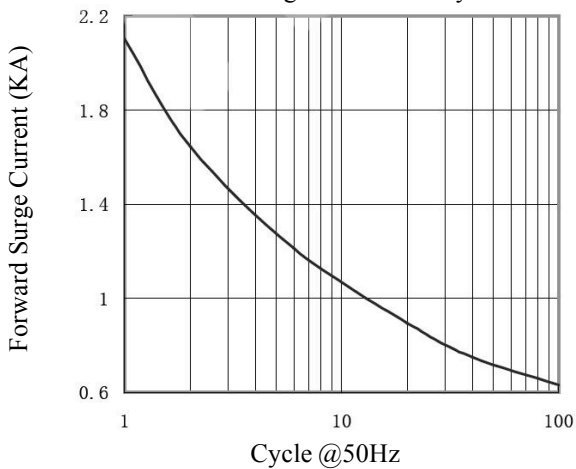
Power Consumption vs. Average Current



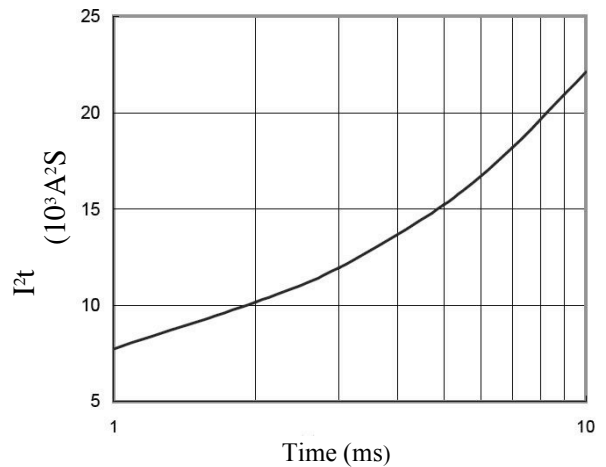
Case Temperature vs. O-state Average Current



Forward Surge Current vs. Cycle



I²t Characteristics



Dimension

