

LRAML-SW800-24V-28S103-20-IC

Product data sheet

Technical data

Operating voltage	24 V DC
Rated power	3,0 W
Rated current	125 mA
LED type	SMD 4014
LED spacing	10,7 mm
LED quantity	28
Light efficiency	Up to 143 lm/W
Colour consistency	3 SDCM
Control	Yes*
Protection class	IP 00
Connection	2 1-pole plug-in connectors Wago 2059
Wire cross-section	Up to 0,34 sqmm
Assembly length	Up to 3 m
Assembly quantity	Up to 10 pieces
Weight	0,01 kg

* Control possible with pulse width modulation (PWM)



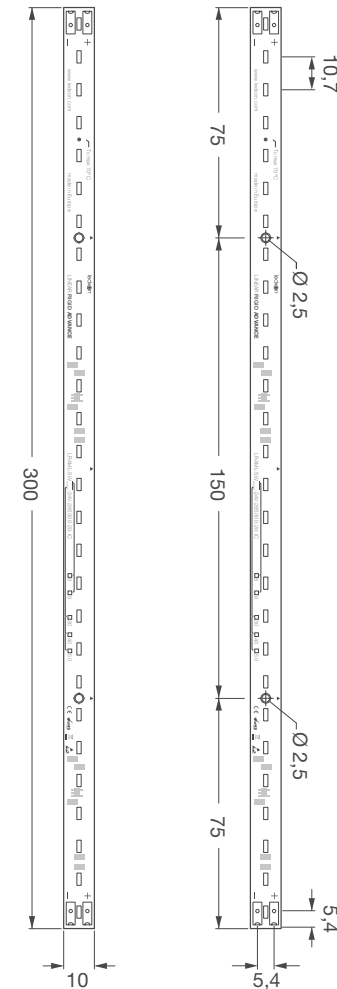
Types



Installation

The installation is made with M2 screws and polyamide washers.

Dimensions



Height: 3,6

Dimensions in mm

LRAML-SW800-24V-28S103-20-IC

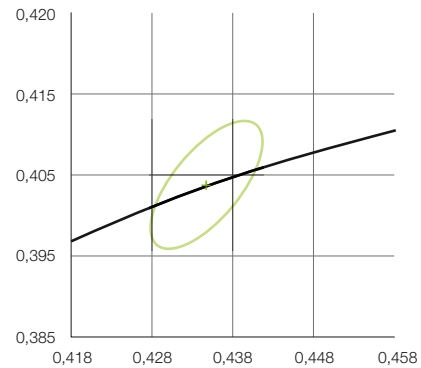
Product data sheet

Photometric data

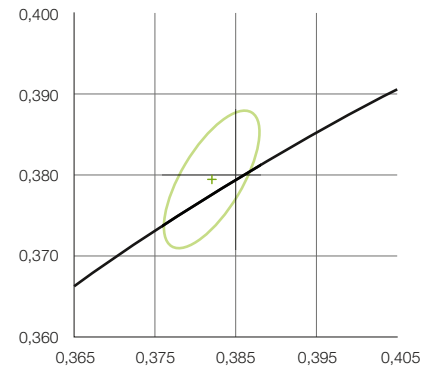
Article number	Photometric code	Colour temperature	Light colour	Colour coordinates x / y	Colour rendering index Ra	Luminous flux @ tp 25°C	Luminous flux @ tp 60°C	Beam angle
9009366	830/359	3000 K	Warm white	0,4339 / 0,4033	80	398 lm	358 lm	120°
9009367	840/359	4000 K	Neutral white	0,3818 / 0,3797	80	429 lm	386 lm	120°
9009368	850/359	5000 K	Cool white	0,3446 / 0,3551	80	429 lm	386 lm	120°

Colour coordinates

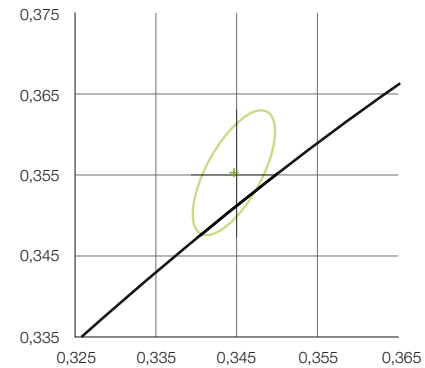
Colour temperature 3.000 K



Colour temperature 4.000 K



Colour temperature 5.000 K



LRAML-SW800-24V-28S103-20-IC

Product data sheet

More data

Article number	Weighted energy consumption class	Energy efficiency class	Lifetime @ tp 25°C	Lifetime @ tp 60°C	tc max	tp max	Ambient temperature
9009366	3 kWh/1000h	A++	L80 B10 >36.000 h	L80 B10 35.000 h	70°C	60°C	-20°C bis +65°C
9009367	3 kWh/1000h	A++	L80 B10 >36.000 h	L80 B10 35.000 h	70°C	60°C	-20°C bis +65°C
9009368	3 kWh/1000h	A++	L80 B10 >36.000 h	L80 B10 35.000 h	70°C	60°C	-20°C bis +65°C

Order data

Article number	Article description	Packaging unit	Order unit
9009366	LRAML-SW830-24V-28S103-20-IC	40	Piece
9009367	LRAML-SW840-24V-28S103-20-IC	40	Piece
9009368	LRAML-SW850-24V-28S103-20-IC	40	Piece

Standards

EN 62031:2015

EN 62471:2009

2011/65/EU

2009/125/EU

in accordance with IEC 62717

LRAML-SW800-24V-28S103-20-IC

Product data sheet

Important notes

All technical parameters apply to the entire product. Due to the complex manufacturing process of light-emitting diodes, the indicated typical LED parameters are purely statistical variables and may vary.

Mercury content	0,0 mg
Mercury-free	yes
Professional disposal according to WEEE	yes

Notes to the life time

Decisive factors for the life time are the ambient temperature and the operating temperature (T_c/T_p). Exceeding the permissible limits results and the permitted operating voltage in a substantial reduction of the life time and can even lead to the destruction of the products. The specified life time represents a statistical quantity.

The heat sink must provide sufficient heat dissipation so that the maximum permissible operating temperature is not exceeded. The measurement of the operating temperature must be in accordance with EN 60598-1.

Notes to electrical and photometric data

Colour coordinates according to CIE 1931

Rated ambient temperature: $t_a = 25^\circ$

Measuring tolerance colour coordinates (x/y) +/- 0,005

Tolerance range of electrical / photometric data: +/- 10%

Disclaimer

Changes and errors excepted. Due to the continuous development of all products, technical and design changes can occur at any time. Make sure that you always use the latest version of the data sheet.

Further product data as well as current information can be found at www.ledxon.com

Notes to the installation

While installation the relevant specifications and standards must be observed. For optimum operation we recommend installation only on rigid and stationary surfaces. The electrical connection must be made in a voltage-free state.

The correct polarity for the connection lines must be observed upon start-up. Incorrect polarity may result in the destruction. The products are electrified by connecting leads to the provided plug terminal connection. The maximum permitted cable cross-section must be observed in this process. The products are delivered without cabling. When installing these modules, standard ESD safety precautions must be complied with.

High mechanical load must be avoided during installation. Powerful compression forces, in particular on the light area, result in damage to the components as well as the conducting paths. For fixing we recommend using polyamide screws.