


COMPONENTS / Flex Stripes

LFBML

- 8S78



Flexible

ledxon®

Synergy of Retail Lighting

www.ledxon.com

PRODUCT DATA SHEET

LFBML - 8S78

TECHNICAL DATA

Operating voltage	24 V DC
Rated Power / m	8,7 W
Rated current / m	363 mA (± 10%)
LED Type	SMD 2835
LED spacing	7,81 mm
LED quantity / m	128
Cut size	62,5 mm / 8 LED
Light efficiency	up to 160lm / Watt
Control	yes (PWM optional)
Protection class	IP 20
Connection	2 Pads
Max. wire cross section	max. 0,75 qmm
Max. assembly length	max. 5 m
Bending radius	30 mm

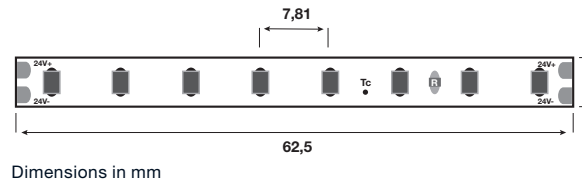


Control gear and accessories

Further information on the control gear can be found in the installation instructions accompanying the product.

Further information on the accessories can be found in the accessories data sheet belonging to the product.

DIMENSIONS



STANDARD

EN62031:2015

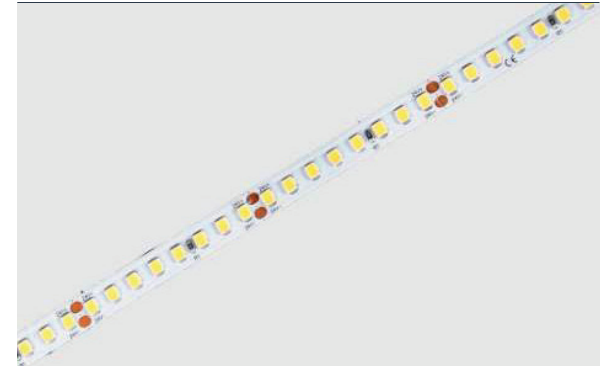
EN62471:2009

EN62717:2017

2011/65/EU

2009/125/EU

VERSIONS



PRODUCT FEATURES

Voltage based flexible LED module

Suitable for applications with medium brightness requirements

Pulse width modulation (PWM) control is optional

Two-layer foil circuit board with optimized thermomanagement

Mounting by self-adhesive 3M tape

PRODUCT DATA SHEET

LFBML - 8S78

Item number	Colour temperature	Colour location coordinates x / y	Colour consistency	CRI	Luminous flux / m @ ta 25°C	Beam angle
9009435	2300K	0,4873 / 0,4156	3 SDCM	80	1175 lm	120°
9009436	2700K	0,4576 / 0,4100	3 SDCM	80	1270 lm	120°
9009437	3000K	0,4406 / 0,4095	3 SDCM	80	1350 lm	120°
9009438	4000K	0,3768 / 0,3677	3 SDCM	80	1390 lm	120°
9009439	6000K	0,3226 / 0,3276	3 SDCM	80	1350 lm	120°
9009440	2700K	0,4576 / 0,4100	3 SDCM	95	1020 lm	120°
9009441	3000K	0,4406 / 0,4095	3 SDCM	95	1060 lm	120°
9009442	4000K	0,3768 / 0,3677	3 SDCM	95	1150 lm	120°
9009443	2300K	0,4873 / 0,4156	3 SDCM	80	1700 lm	120°

Item number	Lifetime @ ta 25°C	tc max	tp max	Ambient temperature	Storage temperature
9009435	L70 >60.000 h	75°C	70°C	-25°C to +40°C	-20°C to +65°C
9009436	L70 >60.000 h	75°C	70°C	-25°C to +40°C	-20°C to +65°C
9009437	L70 >60.000 h	75°C	70°C	-25°C to +40°C	-20°C to +65°C
9009438	L70 >60.000 h	75°C	70°C	-25°C to +40°C	-20°C to +65°C
9009439	L70 >60.000 h	75°C	70°C	-25°C to +40°C	-20°C to +65°C
9009440	L70 >60.000 h	75°C	70°C	-25°C to +40°C	-20°C to +65°C
9009441	L70 >60.000 h	75°C	70°C	-25°C to +40°C	-20°C to +65°C
9009442	L70 >60.000 h	75°C	70°C	-25°C to +40°C	-20°C to +65°C
9009443	L70 >60.000 h	75°C	70°C	-25°C to +40°C	-20°C to +65°C

PRODUCT DATA SHEET

LFBML - 8S78

ORDER INFORMATION

Item number	Productcode	Packaging unit	Bestelleinheit BE	Weight gross / VE	Abmessungen / VE L x B x H
9009435	LFBML-SW823-24V-8S78-20	1 roll = 5 m	1 m	0,134 kg	240 x 220 x 15,5 mm
9009436	LFBML-SW827-24V-8S78-20	1 roll = 5 m	1 m	0,134 kg	240 x 220 x 15,5 mm
9009437	LFBML-SW830-24V-8S78-20	1 roll = 5 m	1 m	0,134 kg	240 x 220 x 15,5 mm
9009438	LFBML-SW840-24V-8S78-20	1 roll = 5 m	1 m	0,134 kg	240 x 220 x 15,5 mm
9009439	LFBML-SW860-24V-8S78-20	1 roll = 5 m	1 m	0,134 kg	240 x 220 x 15,5 mm
9009440	LFBML-SW927-24V-8S78-20	1 roll = 5 m	1 m	0,134 kg	240 x 220 x 15,5 mm
9009441	LFBML-SW930-24V-8S78-20	1 roll = 5 m	1 m	0,134 kg	240 x 220 x 15,5 mm
9009442	LFBML-SW940-24V-8S78-20	1 roll = 5 m	1 m	0,134 kg	240 x 220 x 15,5 mm
9009443	LFBHL-SW823-24V-8S63-20	1 roll = 5 m	1 m	0,140 kg	240 x 220 x 15,5 mm

PRODUCT DATA SHEET

LFBML - 8S78

IMPORTANT NOTES

Lifetime notes

The max. Tc/Tp temperature plays a decisive role in the service life specifications of ledxon LED modules. Exceeding the permissible limits results in a significant reduction of the service life and can even lead to the destruction of the modules. The expected lifetime of >60,000 hours represents a purely statistical value. (L70B50 at Tp65°). For optimal operation of ledxon LED modules, we recommend mounting them exclusively on rigid and immovable surfaces. The heat sink must provide sufficient heat dissipation so that the maximum permissible temperature at the Tc point is not exceeded. The temperature measurement at the Tc point must be carried out according to the specifications of EN 60598-1.

Notes photometric and electrical data

Chromaticity coordinates and tolerances according to CIE 1931

Measuring ambient temperature: ta=25°C

Measurement tolerance color coordinates (x/y) +/-0.005

The maximum permissible operating voltage must not be exceeded. This may lead to a reduction in lifetime or failure.

All Ledxon LED modules can be dimmed by PWM (pulse width modulation).

Safety and installation instructions

When installing the flexible LED modules, do not fall below the maximum permissible bending radius. Bending in the transverse direction will damage the PCB. For optimal adhesive properties of the double-sided 3M adhesive tape, ledxon recommends mounting exclusively on dry, clean, grease-, oil- and silicone-free surfaces. Ledxon assumes no liability for the correct bonding of the LED modules. Standard ESD protection measures must be observed when installing ledxon LED modules. Flexible LED modules are delivered without lead. Electrification is done by soldering leads to the provided solder pads. The maximum permissible cable cross-section must be observed. The soldering temperature of 270° C for max. 10 seconds must not be exceeded. LED modules are subject to photobiological risk group 1.

Disclaimer

Changes and errors excepted. Due to the continuous development of all products, technical and design changes can occur at any time. Make sure that you always use the latest version of the data sheet.

Further product data as well as current information can be found at www.ledxon.com

PRODUCT DATA SHEET

LFBML - 8S78

IMPORTANT NOTES

Lifetime notes

The max. Tc/Tp temperature plays a decisive role in the service life specifications of ledxon LED modules. Exceeding the permissible limits results in a significant reduction of the service life and can even lead to the destruction of the modules. The expected lifetime of >60,000 hours represents a purely statistical value. (L70B50 at Tp65°). For optimal operation of ledxon LED modules, we recommend mounting them exclusively on rigid and immovable surfaces. The heat sink must provide sufficient heat dissipation so that the maximum permissible temperature at the Tc point is not exceeded. The temperature measurement at the Tc point must be carried out according to the specifications of EN 60598-1.

Notes photometric and electrical data

Chromaticity coordinates and tolerances according to CIE 1931

Measuring ambient temperature: ta=25°C

Measurement tolerance color coordinates (x/y) +/-0.005

The maximum permissible operating voltage must not be exceeded. This may lead to a reduction in lifetime or failure.

All Ledxon LED modules can be dimmed by PWM (pulse width modulation).

Safety and installation instructions

When installing the flexible LED modules, do not fall below the maximum permissible bending radius. Bending in the transverse direction will damage the PCB. For optimal adhesive properties of the double-sided 3M adhesive tape, ledxon recommends mounting exclusively on dry, clean, grease-, oil- and silicone-free surfaces. Ledxon assumes no liability for the correct bonding of the LED modules. Standard ESD protection measures must be observed when installing ledxon LED modules. Flexible LED modules are delivered without lead. Electrification is done by soldering leads to the provided solder pads. The maximum permissible cable cross-section must be observed. The soldering temperature of 270° C for max. 10 seconds must not be exceeded. LED modules are subject to photobiological risk group 1.

Disclaimer

Changes and errors excepted. Due to the continuous development of all products, technical and design changes can occur at any time. Make sure that you always use the latest version of the data sheet.

Further product data as well as current information can be found at www.ledxon.com