


COMPONENTS / Flex Stripes

# LFBHL

- 8S63



Flexible

ledxon®

Synergy of Retail Lighting

[www.ledxon.com](http://www.ledxon.com)

## PRODUCT DATA SHEET

# LFBHL - 8S63

### TECHNICAL DATA

Operating voltage	24 V DC
Rated Power / m	13 W
Rated current / m	540 mA ( $\pm 10\%$ )
LED Type	SMD 2835
LED spacing	6,25 mm
LED quantity / m	160
Cut size	50 mm / 8 LED
Light efficiency	up to 155lm / Watt
Control	yes (PWM optional)
Protection class	IP 20
Connection	2 Pads
Max. wire cross section	max. 0,75 qmm
Max. assembly length	max. 5 m
Bending radius	30 mm

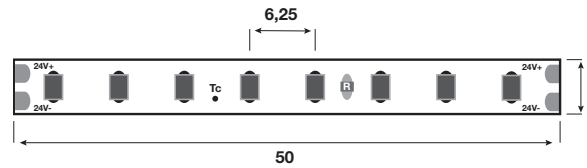


### Control gear and accessories

Further information on the control gear can be found in the installation instructions accompanying the product.

Further information on the accessories can be found in the accessories data sheet belonging to the product.

### DIMENSIONS



Dimensions in mm

### STANDARD

EN62031:2015


EN62471:2009

EN62717:2017

2011/65/EU

2009/125/EU

### VERSIONS



### PRODUCT FEATURES

Voltage based flexible LED module

Suitable for applications with very high brightness requirements

Pulse width modulation (PWM) control is optional

Two-layer foil circuit board with optimized thermomanagement

Mounting by self-adhesive 3M tape

**PRODUCT DATA SHEET**

**LFBHL - 8S63**

Item number	Colour temperature	Colour location coordinates x / y	Colour consistency	CRI	Luminous flux / m @ ta 25°C	Beam angle
9009444	2700K	0,4576 / 0,4100	3 SDCM	80	1850 lm	120°
9009445	3000K	0,4406 / 0,4095	3 SDCM	80	1950 lm	120°
9009446	4000K	0,3768 / 0,3677	3 SDCM	80	2020 lm	120°
9009447	6000K	0,3226 / 0,3276	3 SDCM	80	1950 lm	120°
9009448	2700K	0,4576 / 0,4100	3 SDCM	95	1470 lm	120°
9009449	3000K	0,4406 / 0,4095	3 SDCM	95	1550 lm	120°
9009450	4000K	0,3768 / 0,3677	3 SDCM	95	1620 lm	120°

Item number	Lifetime @ ta 25°C	tc max	tp max	Ambient temperature	Storage temperature
9009444	L70 >60.000 h	75°C	70°C	-25°C to +40°C	-20°C to +65°C
9009445	L70 >60.000 h	75°C	70°C	-25°C to +40°C	-20°C to +65°C
9009446	L70 >60.000 h	75°C	70°C	-25°C to +40°C	-20°C to +65°C
9009447	L70 >60.000 h	75°C	70°C	-25°C to +40°C	-20°C to +65°C
9009448	L70 >60.000 h	75°C	70°C	-25°C to +40°C	-20°C to +65°C
9009449	L70 >60.000 h	75°C	70°C	-25°C to +40°C	-20°C to +65°C
9009450	L70 >60.000 h	75°C	70°C	-25°C to +40°C	-20°C to +65°C

## PRODUCT DATA SHEET

# LFBHL - 8S63

### ORDER INFORMATION

Item number	Productcode	Packaging unit	Bestelleinheit BE	Weight gross / VE	Abmessungen / VE L x B x H
9009444	LFBHL-SW827-24V-8S63-20	1 roll = 5 m	1 m	0,140 kg	240 x 220 x 15,5 mm
9009445	LFBHL-SW830-24V-8S63-20	1 roll = 5 m	1 m	0,140 kg	240 x 220 x 15,5 mm
9009446	LFBHL-SW840-24V-8S63-20	1 roll = 5 m	1 m	0,140 kg	240 x 220 x 15,5 mm
9009447	LFBHL-SW860-24V-8S63-20	1 roll = 5 m	1 m	0,140 kg	240 x 220 x 15,5 mm
9009448	LFBHL-SW927-24V-8S63-20	1 roll = 5 m	1 m	0,140 kg	240 x 220 x 15,5 mm
9009449	LFBHL-SW930-24V-8S63-20	1 roll = 5 m	1 m	0,140 kg	240 x 220 x 15,5 mm
9009450	LFBHL-SW940-24V-8S63-20	1 roll = 5 m	1 m	0,140 kg	240 x 220 x 15,5 mm

## PRODUCT DATA SHEET

# LFBHL - 8S63

### IMPORTANT NOTES

#### Lifetime notes

The max. Tc/Tp temperature plays a decisive role in the service life specifications of ledxon LED modules. Exceeding the permissible limits results in a significant reduction of the service life and can even lead to the destruction of the modules. The expected lifetime of >60,000 hours represents a purely statistical value. (L70B50 at Tp65°). For optimal operation of ledxon LED modules, we recommend mounting them exclusively on rigid and immovable surfaces. The heat sink must provide sufficient heat dissipation so that the maximum permissible temperature at the Tc point is not exceeded. The temperature measurement at the Tc point must be carried out according to the specifications of EN 60598-1.

#### Notes photometric and electrical data

Chromaticity coordinates and tolerances according to CIE 1931

Measuring ambient temperature: ta=25°C

Measurement tolerance color coordinates (x/y) +/-0.005

The maximum permissible operating voltage must not be exceeded. This may lead to a reduction in lifetime or failure.

All Ledxon LED modules can be dimmed by PWM (pulse width modulation).

#### Safety and installation instructions

When installing the flexible LED modules, do not fall below the maximum permissible bending radius. Bending in the transverse direction will damage the PCB. For optimal adhesive properties of the double-sided 3M adhesive tape, ledxon recommends mounting exclusively on dry, clean, grease-, oil- and silicone-free surfaces. Ledxon assumes no liability for the correct bonding of the LED modules. Standard ESD protection measures must be observed when installing ledxon LED modules. Flexible LED modules are delivered without lead. Electrification is done by soldering leads to the provided solder pads. The maximum permissible cable cross-section must be observed. The soldering temperature of 270° C for max. 10 seconds must not be exceeded. LED modules are subject to photobiological risk group 1.

#### Disclaimer

Changes and errors excepted. Due to the continuous development of all products, technical and design changes can occur at any time. Make sure that you always use the latest version of the data sheet.

Further product data as well as current information can be found at [www.ledxon.com](http://www.ledxon.com)