


CTR-RGBW-06-02

◆ Features:

- 1-4 zone control
- radio frequency control 2.4GHz
- 2-colour LED strips control (CW/WW)
- low power consumption
- 24 months warranty
- remote ON/OFF + dimm
- PWM output
- easy connection

◆ Photo:



CTR-RGBW-6A-TX-02

CTR-RGBW-6A-RX-02

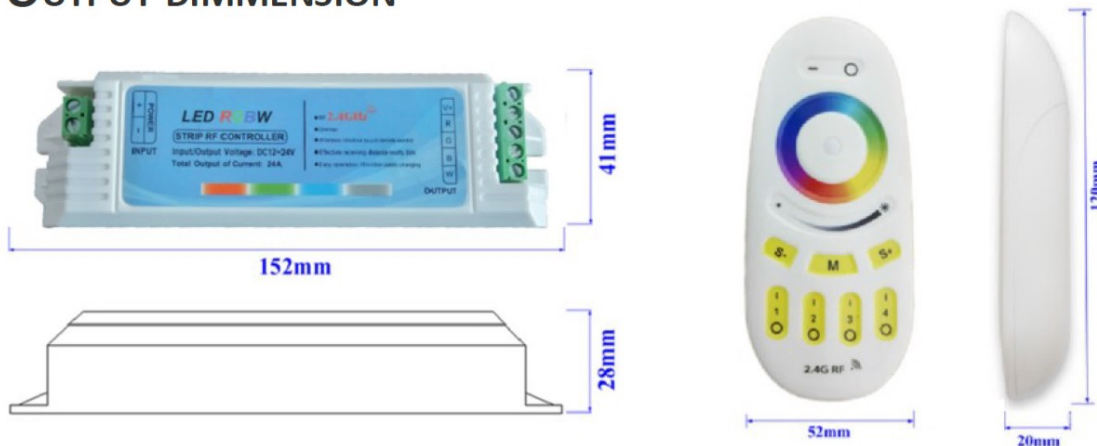
CTR-RGBW-06-02

CTR-RGBW-06-02-Rx		
Input	Working voltage	12Vdc +/- 5% 24Vdc +/- 5%
	Static power consumption	1W
	Supply connector	Plug 2,1x5,5mm or screw terminal
Output	Output type	PWM
	Output voltage*	0-12V 0-24V
	Channel quantity	2
	Single channel max. current	6A
	Max single output power	288W (for 12Vdc) 576W (for 24Vdc)
Control	Transmission	Radio frequency (RF) 2,4GHz
	Transmitter	4 zone remote on/off + dimm
	Range	25m
	Match code**	Yes
	Control without remote	Yes
Other	Working temp.	-20...+40°C
	Weight netto	110g
	Weight brutto	130g
	Controller dimension L x W x H	152 x 41 x 28 mm
	Package dimension L x W x H	180 x 60 x 45 mm
	Warranty	24m

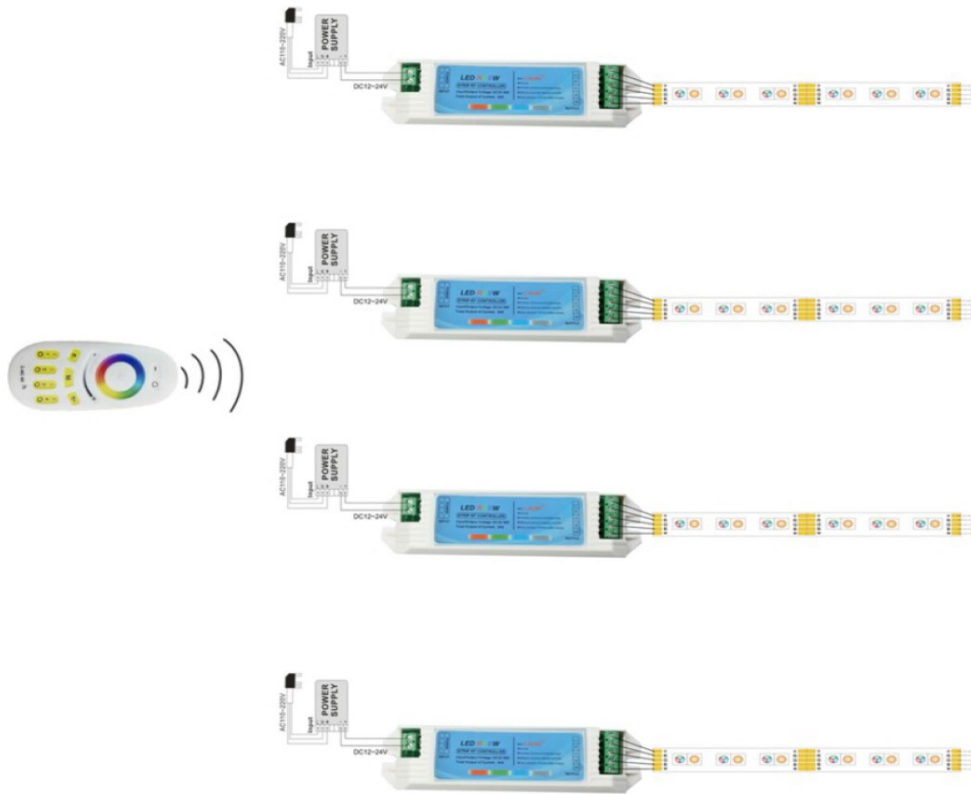
* depends on forking voltage

** match code helps do not interferenca two controllers working in the same area

◆ OUTPUT DIMMENSION



◆ TYPICAL APPLICATION



◆ CONNECTOR DESCRIPTION

Power supply



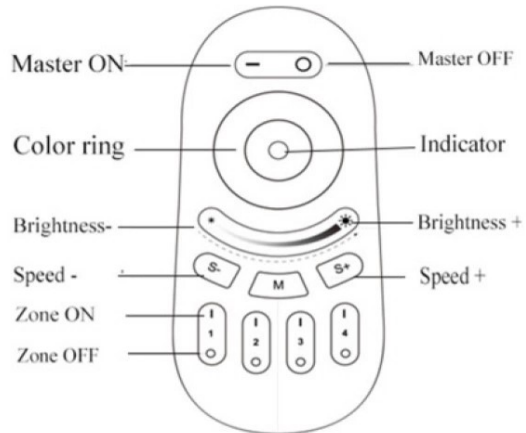
LED bicolour LED



CTR-RGBW-06-02

TOUCH REMOTE CONTROLLER DESCRIPTION

CTR-RGBW-06-02-Tx	
Working voltage	3V (2xAAA batteries)
Transmission frequency	2400-2483,5MHz
Control Mode	GFSK
Transmission power	6dB
Remote distance	0-25m
Dimmesion	110 x 55 x 20mm



MATCH AND CLEAN TRANSMISSION CODE

For a new combination, the remote must to match code with the receiver then it can be used normally. Before match code, you must ensure the LED Controller, power supply and led light are connected correctly, then cut off the power ,and re-power it again.

Match:

Please press the "Group X(X=1,2,3,4) ON" Button for 2 seconds within 6 seconds when power the controller, then the output led light will be flash for 3 times, this means the remote is match code with this receiver successfully, they can used normally.

Clean:

if user want to change the light control group,he can clean the code off. After clean code the remote and receiver will be in the initial state. Operation method: Press the "Group X(X=1,2,3,4) OFF " Button for 2 seconds within 6 seconds when power the controller, till the output light flash for 3 times, ,means clean code successfully.

Remarks: The user can re-programmed freely as needed. One remote can control nmany receivers (in one zone), but one receiver can only be controlled by two remotes max.