

SPECIFICATIONS

[General Specifications]

Product Name	LED Work Light	
Model	CLK3C-24AG-CD	CLK3C-24AG-CN
Color Code	CD	CN
Luminous Color	Daylight	Natural White
Color Temperature (typ.)	6500 K	5000 K
Illuminance (typ.) (Center , at 24V DC)	1.0m	1200 lx
	2.0m	300 lx
Total Luminous Flux (typ.)	1300 lm	
Rated Voltage	24V DC (Polarized)	
Operating Voltage Range	24V DC $\pm 10\%$	
Rated Current Consumption	522 mA $\pm 10\%$	
Rated Power Consumption	12.5 W	
Operating Ambient Temperature	-40°C to +60°C	
Operating Ambient Humidity	Less than 90% (No condensation)	
Main Unit Material	Body : Aluminum Alloy , Lens : Tempered Glass	
Mounting Location	Indoor	
Mounting Direction	All Directions	
Protection Rating	IP66G/67G (JIS C0920) / 69K (DIN 40050 part9)	
Environmental Condition	With the Recommended Cable connected (Except Cable Terminal)	
Insulation Resistance	More than 5M Ω at 500VDC between live part and non-current carrying metallic part	
Withstand Voltage	500V AC applied for 1min between live part and non-current carrying metallic part without breaking insulation	
Vibration Resistance	19.6 m/s ² (JIS C 0911-1984)	
Mass (Tolerance $\pm 10\%$)	600g , Standard Bracket: 76g (Qty: 1 pc.)	
Outer Dimensions	Refer to the Outer Dimension Drawing	
Conformity Standards	UL 2108, CSA-C22.2 No. 250.0 EMC Directive (EN 55015, EN 61000-6-2) RoHS Directive (EN IEC 63000)	
Remarks	<ul style="list-style-type: none"> • Conforms to the CE requirements • UL Recognized Component (File No.E306141) • Specifications may change without notice due to continual product improvement. • Due to the inherent properties of the LED, color variations and hue may occur. • This product's illuminance may be affected when used in airtight conditions. <p>• Model Number Configuration</p> <div style="display: flex; align-items: center; gap: 20px;"> <div style="text-align: center;"> <p>CLK3C — 24AG — □</p> </div> <div style="font-size: small;"> <ul style="list-style-type: none"> ● Luminous Color CD : Daylight , CN : Natural White ● Main Unit Material AG : Body - Aluminum Alloy Lens - Tempered Glass ● Connector Specifications C : M12 Connector </div> </div>	

指定公差 General tolerance	角度公差 ±[°]			寸法公差 ±[mm]							
	短辺長さ Length of short side	~	~100	6	30	120	300	1000			
	精 f	1	0.5	0.3	0.1	中 m	0.1	0.3	0.5	0.7	1
	粗 v	3	1.5	1	0.5	粗 c	0.3	0.5	1	1.2	2

図番 Drawing No.	CLK3C-24AG-W18	
改訂 Rev.	年月日 Date	改訂履歴 Revisions

ページ Page	2 / 2
----------	-------

A

B

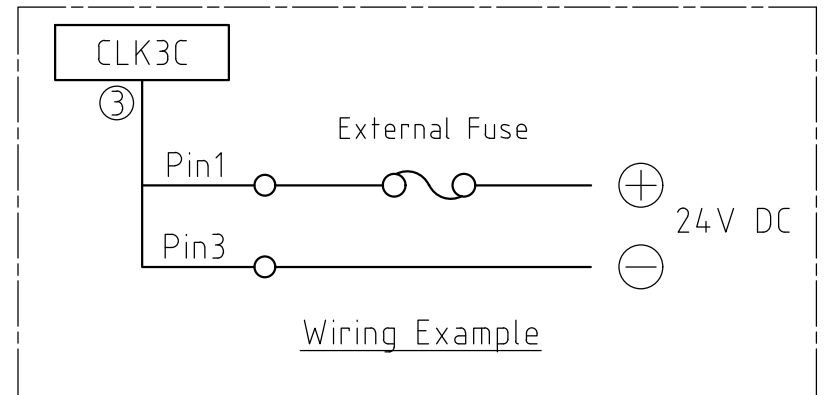
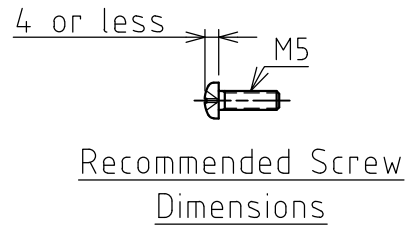
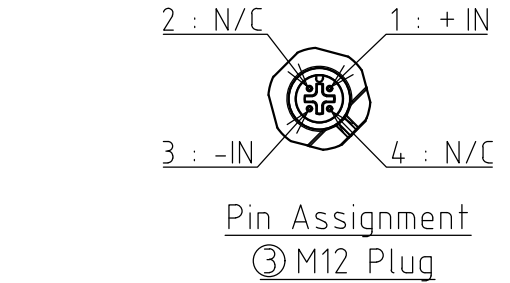
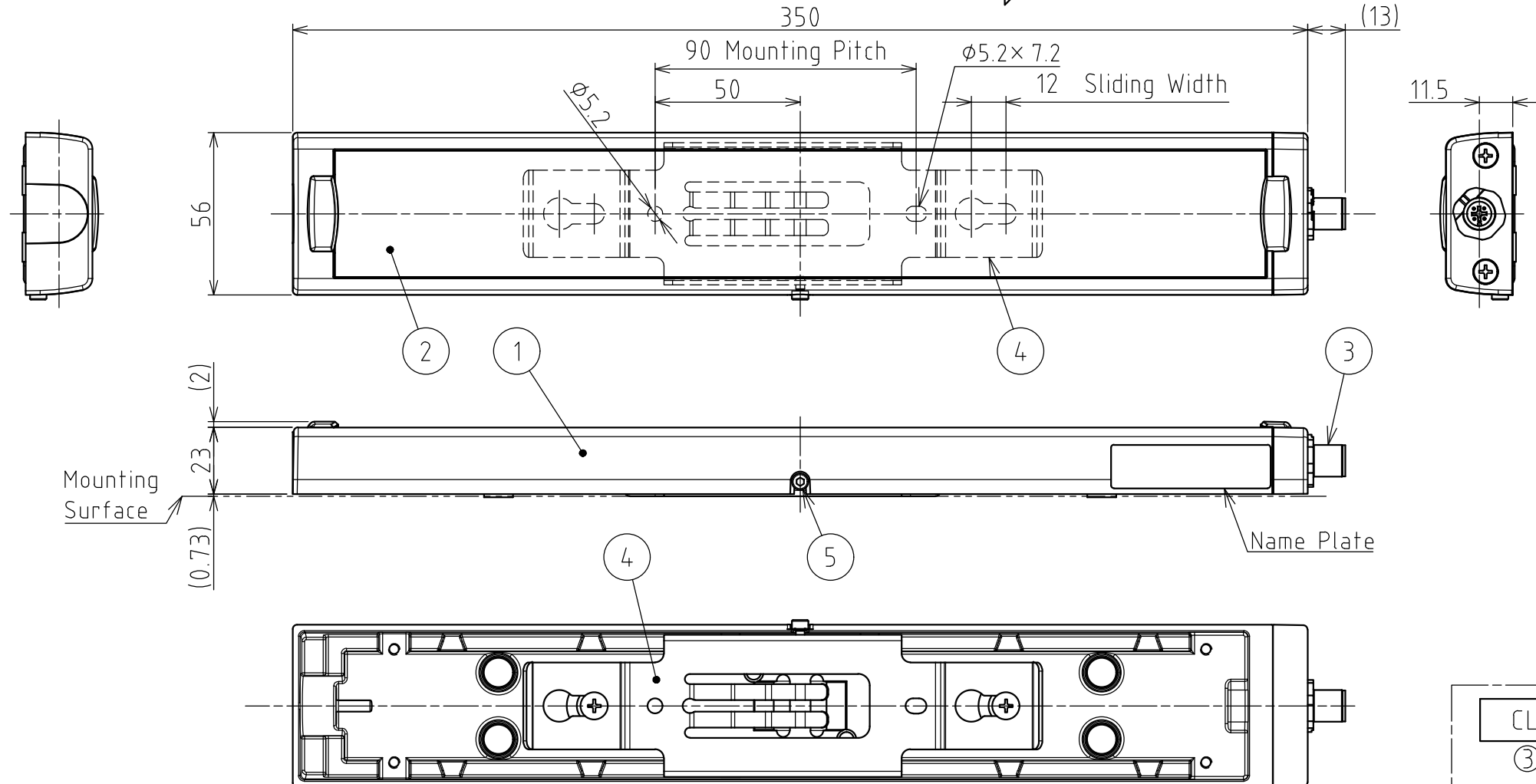
C

D

E

F

Product sliding direction for attachment. (Note 1) →



- Note
- Attachment of the product is done by sliding it into the Standard Bracket (Refer to figure on the right). It is also possible to rotate the Standard Bracket 180 degrees to slide it in the opposite direction.
 - An option bracket is also available. Part Number: CLK-001,SZ-320KS (Refer to the bracket specifications for details.)
 - For wiring, it is recommended to use the Recommended Cable.

Recommended Cable

	Order No.	Model	Manufacturer
4-wire M12 Socket Cable, 5m length	1668124	SAC-4P-5,0-PUR/M12FS	Phoenix Contact Corp.

番号 No.	部品名 Part Name	数量 Qty.	記事 Remarks
5	Hex. Socket Bolt	1	M3×6 , Stainless
4	Standard Bracket	1	Stainless
3	M12 Plug	1	
2	Glass (Lens)	1	Tempered Glass
1	Body	1	Aluminium Alloy

機種 Model	CLK3C-24AG	特注 No. S.P.No.	-	図名 Name	Outer Dimensions Drawing
品目コード Part No.	-	尺度 Scale	-	三角法 3rd Angle P.	単位 Unit mm

株式会社 パトライト
PATLITE Corporation