



CFM80S SERIES

80W WATT OPEN FRAME AC-DC MODULES



Features

- * Universal Input Range 90~264VAC
- * Continuous Short Circuit Protection
- * Efficiency to 90% Typical
- * Meets EN55032 Class B and CISPR/FCC Class B
- * Meets EN61000-3-2 Class A
- * No Load Power Consumption < 0.5W
- * 2" x 4" Size



MODEL	OUTPUT VOLTAGE	OUTPUT CURRENT	RIPPLE & NOISE NOTE 2	VOLTAGE ACCURACY NOTE 1	VOLTAGE ADJ. RANGE	LINE REGULATION NOTE 3	LOAD REGULATION NOTE 4	%EFF. (Typ.) NOTE 5
CFM80S050	5 V	12 A	1%	±1%	4.75~5.25 V	±0.5%	±1%	86%
CFM80S120	12 V	6.7 A	1%	±1%	11.4~12.6 V	±0.5%	±1%	89%
CFM80S150	15 V	5.36 A	1%	±1%	14.25~15.75 V	±0.5%	±1%	90%
CFM80S240	24 V	3.35 A	1%	±1%	22.8~25.2 V	±0.5%	±1%	90%
CFM80S480	48 V	1.67 A	1%	±1%	45.6~50.4 V	±0.5%	±1%	90%

Specifications are subject to change without notice.

Specifications

INPUT SPECIFICATIONS:

Voltage 90~264Vac
 120~370Vdc
 Frequency 47 to 63Hz
 Inrush Current Cold start @25°C 100A max. @240Vac
 Input Current 100Vac/1.5A max., 240Vac/0.8A max.
 Leakage Current 3.5mA max.

OUTPUT SPECIFICATIONS:

Holdup Time 12mS typ. @115Vac
 Short Circuit Protection Hiccup Mode (Auto Recover)
 Over Voltage Protection TVS Component to Clamp
 Temperature Coefficient ±0.05%/°C

GENERAL SPECIFICATIONS:

Isolation Input to output = 3000VAC
 Operating Temperature -20 ~ 80°C (see derating curve)
 Storage Temperature -20°C~85°C

Humidity 93% RH max. Non-Condensing
 Cooling Natural Convection
 Switching Frequency 100KHz Typical
 Dimensions

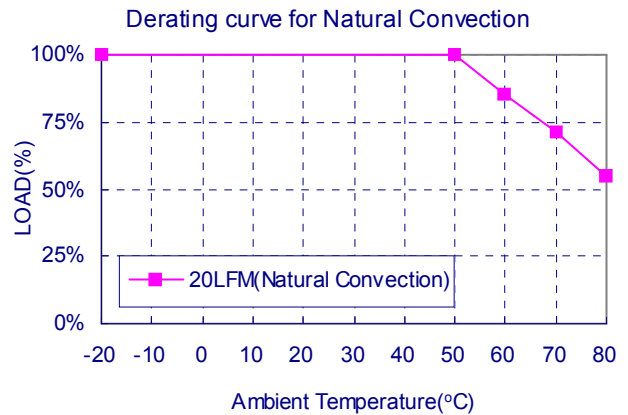
Open Frame 4.000x2.000x1.07 inches (101.6x50.8x27.1 mm)
 -P 4.000x2.000x1.142 inches (101.6x50.8x29.00 mm)

Weight 155g

SAFETY AND EMC:

Emission and Immunity EN55032 Class B, FCC Part 15 Class B
 EN61000-6-3, EN61000-3-2, EN61000-3-3
 EN55024, EN61204-3, EN61000-6-1
 Safety Class I, IEC/EN/UL60950-1, IEC/EN/UL62368-1

CFM80S Series Derating Curve



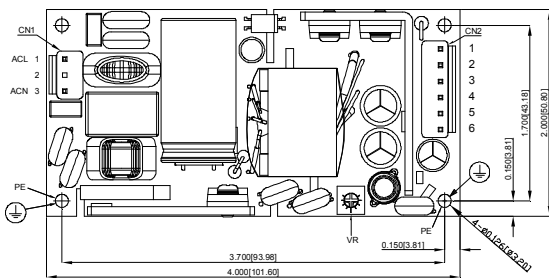
NOTE:

1. Voltage accuracy is set at full load.
2. Add a 0.1uF ceramic capacitor and a 10uF E.L. capacitor to output for ripple&noise measurement @20MHz BW.
3. Line regulation is measured from high line to low line with full load.
4. Load regulation is measured from 10% to 100% full load.
5. Typical efficiency at 230 VAC and full load at 25°C.
6. Standard input and output connectors (CN1 and CN2) wafer with TAIWAN KING PIN TERMINAL PVHI series and mate with JST housing VHR series and JST SVH-21/41T-P1.1 series crimp terminal or equivalent.

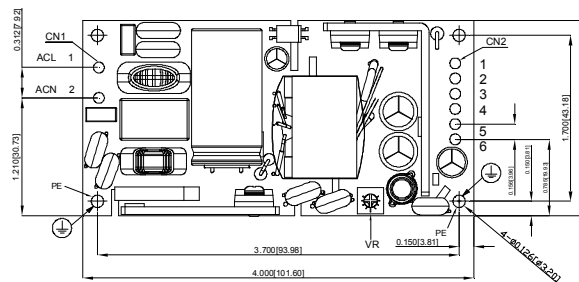
Mechanical Specification

All Dimensions in Inches[mm]
 Tolerance Inches:x.xxx±0.02
 Millimeters:x.xx±0.5

CFM80SXXX



CFM80SXXX-P (Input/Output Connector with PIN)



CN1:

Pin	Function
1	Line
2	Neutral

CN2:

Pin	Function
1	Vout(+)
2	Vout(+)
3	Vout(+)
4	Vout(-)
5	Vout(-)
6	Vout(-)