

# ELECTRO-MAGNET BUZZER

Customer	
Customer No.	
BeStar Model Name	BMT1205H09
Product No.	010400
Issue No.	BS/TET01.114A
Issue Date	01/03/10

## Approval:

1. Characteristic
2. Drawing
3. Reliability Test
4. Packing



BESTAR ELECTRONICS INDUSTRY CO.,LTD  
TianAn Industry Park4/F,Site B ChangZhou New District  
Tel:86-519-5103228  
Fax:86-519-5131010  
Http:www.be-star.com  
E-Mail:bestarco@pub.cz.jsinfo.net

## BMT1205H09

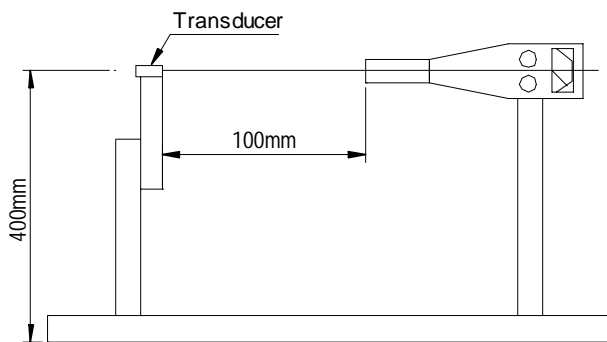


### 1. Characteristic

#### ★Electrical and Mechanical Characteristics

No.	Item	Specification
1.	Rated Voltage	5 V
2.	Operating Voltage	4...8V
3.	a) Rated Current	max 40mA
4.	Coil Resistance	45± 5ohm
5.	b) Coil Impedance	80ohm
6.	a) Sound Output at10cm	min 85 dB
7.	Resonance Frequency	2400 ± 200Hz
8.	Housing Material	NORYL
9.	Working Temperature	-40...+85 °C
10.	Storage Temperature	-40...+85 °C
	a) Value applying at rated voltage (2400Hz,1/2duty square wave)	
	b) Value applying at rated voltage (2400Hz,sine wave measuring current 60 μ A)	

#### ★Standard Output Measurement Setup



#### Standard Conditions

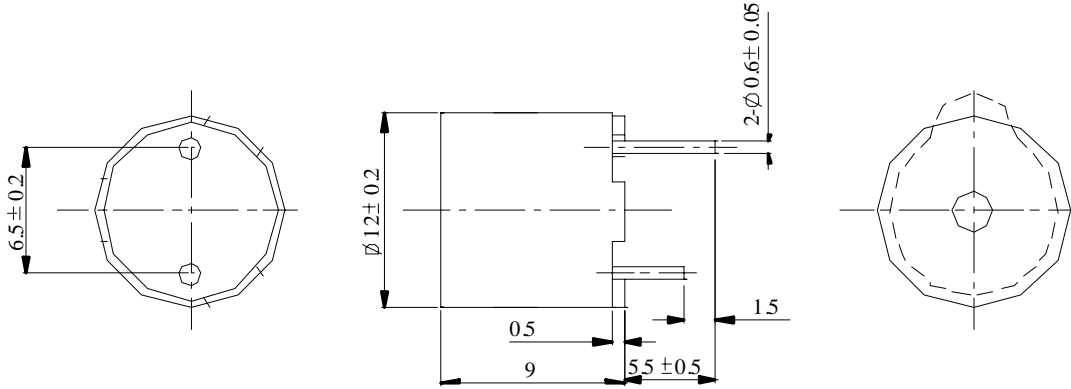
Temperature: 17~25°C  
 Relative Humidity: 45~85 %(RH)  
 Air Pressure: 860~1060hPa

DIS.		DATE		Page:1 of 4 3rd angle projection	BMT1205H09
CHEC.		DATE			Transducer
APPR.		DATE			DRG NO BS/TET01.114A
 <b>BESTAR ELECTRONICS INDUSTRY CO.,LTD</b> TianAn Industry Park 4/F,Site B ChangZhou New District E-Mail:bestarco@ pub.cz.jsinfo.net Http:www.be-star.com					

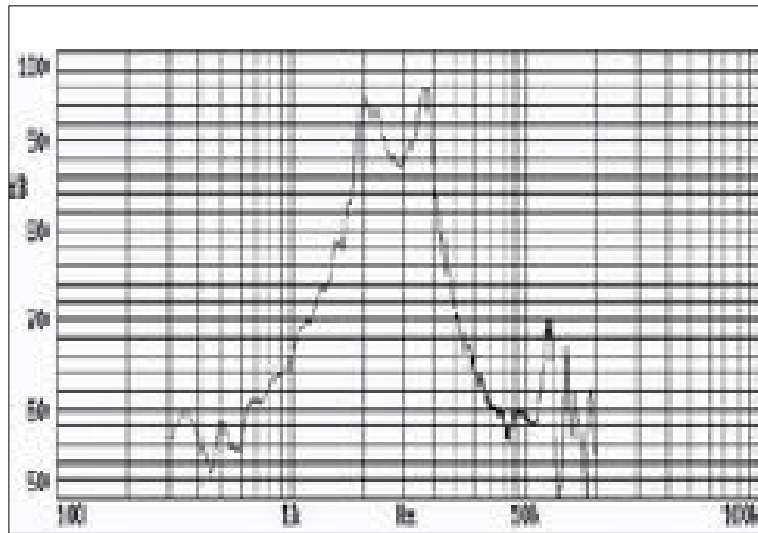
## BMT1205H09

### 2. Drawing

Tolerance:  $\pm 0.5$



### ★Frequency Response



This print and information therein are proprietary to Bestar Electronics Industry Co., Ltd and shall not be used in whole or in part without its written consent No.010400

DIS.		DATE		Page:2 of 3
CHEC.		DATE		
APPR.		DATE		3rd angle projection

BMT 1205H09

Transducer

DRG NO  
BS/TET01.114A



BESTAR ELECTRONICS INDUSTRY CO.,LTD

TianAn Industry Park 4/F,Site BChangZhouNew District

E-Mail:bestarco@ pub.cz.jsinfo.net Http:www.be-star.com

## BMT1205H09

### 3. Reliability test

#### 3.1 High temperature test

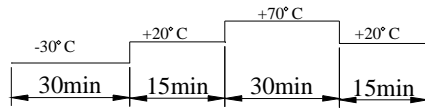
Temperature +85° C  
Duration 96hrs

#### 3.2 Low temperature test

Temperature -40° C  
Duration 96hrs

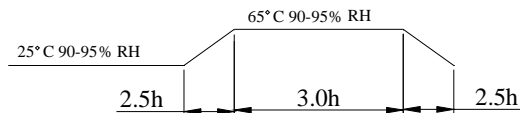
#### 3.3 Temperature cycle test

Cycles 5



#### 3.4 Humidity cycle test

Cycles 10



all these tests above should be measured after leaving normal temperature for 2hrs.

#### 3.5 Load test

Power supply rated voltage  
Duration 1000hrs

#### 3.6 Vibration Test

Vibration Frequency 10~55Hz  
Amplitude 1.5mm  
Duration x,y&z directions 30min

#### 3.7 Drop test

Height 70cm  
(to 10mm thickness woodenboard)  
Direction 3

#### 3.8 Solderability test

Solderability temperature 255° C  
Heat applying time 3sec

Notice: After the test the part shall meet specifications without any degraance and performance except S.P.L, S.P.L shall be 77dB more .

This print and information therein are proprietary to Bestar Electronics Industry Co., Ltd. and shall not be used in whole or in part without its written content No:010400

DIS.		DATE		Page:3 of 4 3rd angle projection
CHEC.		DATE		
APPR.		DATE		

BMT1205H09

Transducer

DRG NO  
BS/TET01.114A



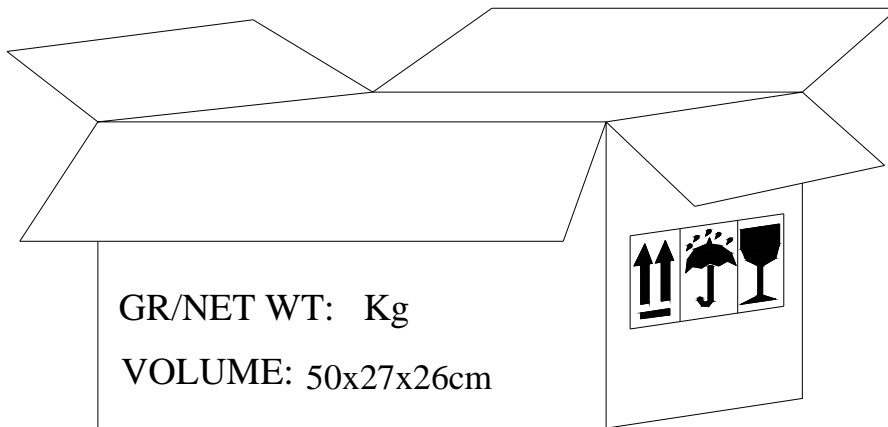
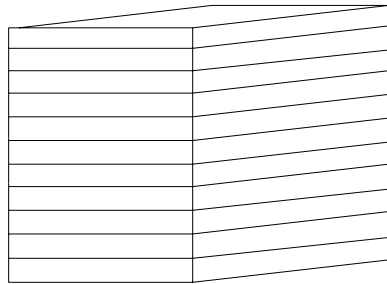
BESTAR ELECTRONICS INDUSTRY CO.,LTD

TianAn Industry Park 4/F,Site B ChangZhou New District

E-Mail:bestarco@ pub.cz.jsinfo.net Http:www.be-star.com

## BMT1205H09

### 4. Packing



- 1)100pcs/tray
- 2)30tray/carton
- 3)3000 pcs/carton in total
- 4)carton size 50x27x26cm

This print and information there in are proprietary to Bestar Electronics Industry Co., Ltd. and shall not be used in whole or in part without its written content No:010400

DIS.		DATE		Page:4 of 4 3rd angle projection	BMT1205H09
CHEC.		DATE			
APPR.		DATE			Transducer
A	 <b>BESTAR ELECTRONICS INDUSTRY CO.,LTD</b> TianAn Industry Park 4/F,Site B ChangZhou New District E-Mail:bestarco@ pub.cz.jsinfo.net Htp:www.be-star.com				DRG NO
					BS/TET01.114A