


Ground	Digital Pin	Analog
Power	Analog Pin	Communication
LED	Other Pin	Timer
Internal Pin	Microcontroller's Port	Extra Features
SWD Pin	Default	Debug
	High Density Connector	

- WARNING** Total output current sunk by sum of all I/Os and control pins is 140 mA
- WARNING** Total output current sourced by sum of all I/Os and control pins is 140 mA
- WARNING** Output current sunk by any I/O and control pin is 20 mA

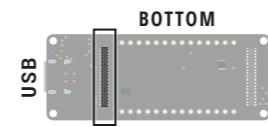




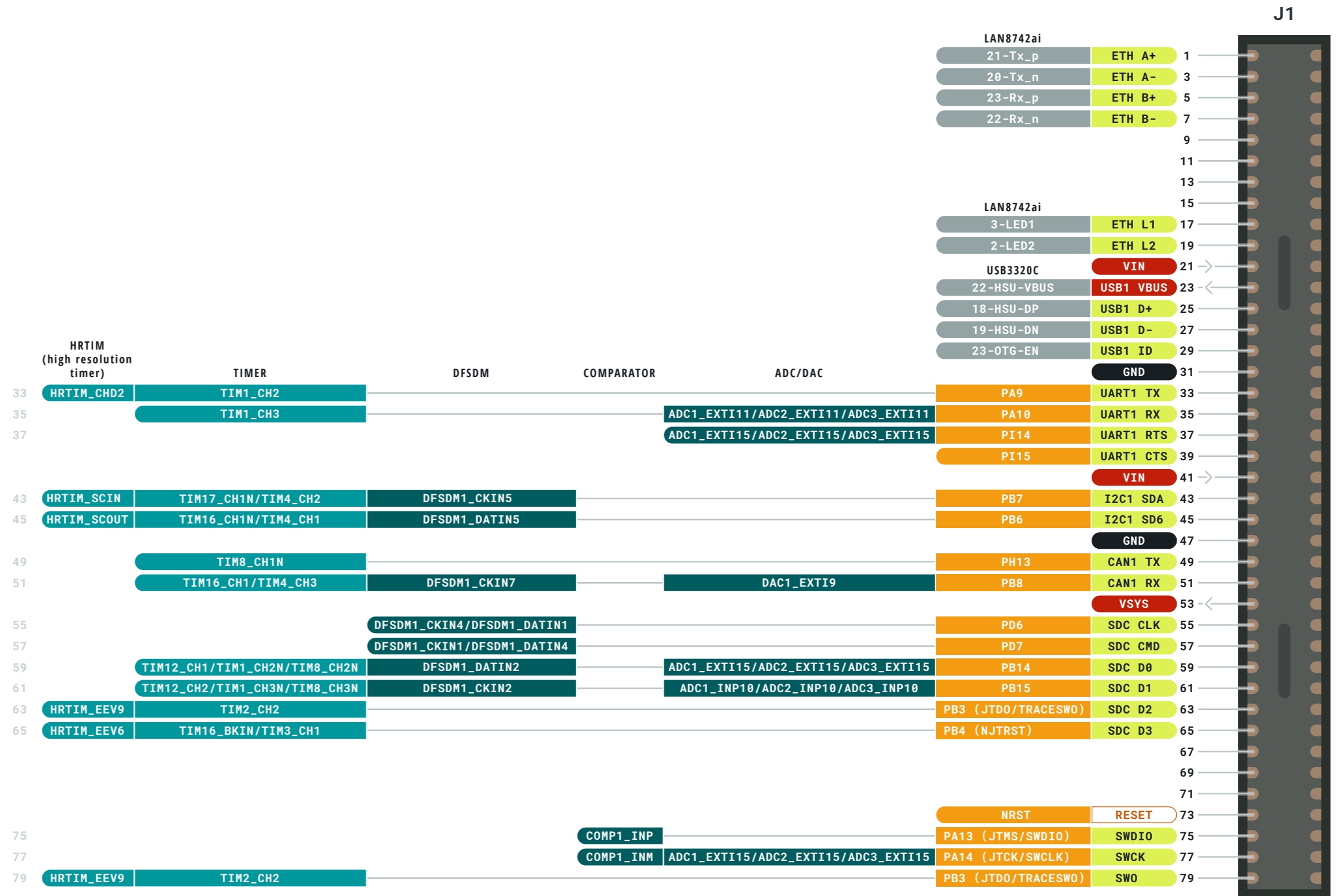
Ground	Digital Pin	Analog
Power	Analog Pin	Communication
LED	Other Pin	Timer
Internal Pin	Microcontroller's Port	Extra Features
SWD Pin	Default	Debug
	High Density Connector	

- WARNING** Total output current sunk by sum of all I/Os and control pins is 140 mA
- WARNING** Total output current sourced by sum of all I/Os and control pins is 140 mA
- WARNING** Output current sunk by any I/O and control pin is 20 mA





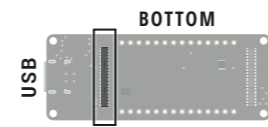
J1_odd - Analog/Timer



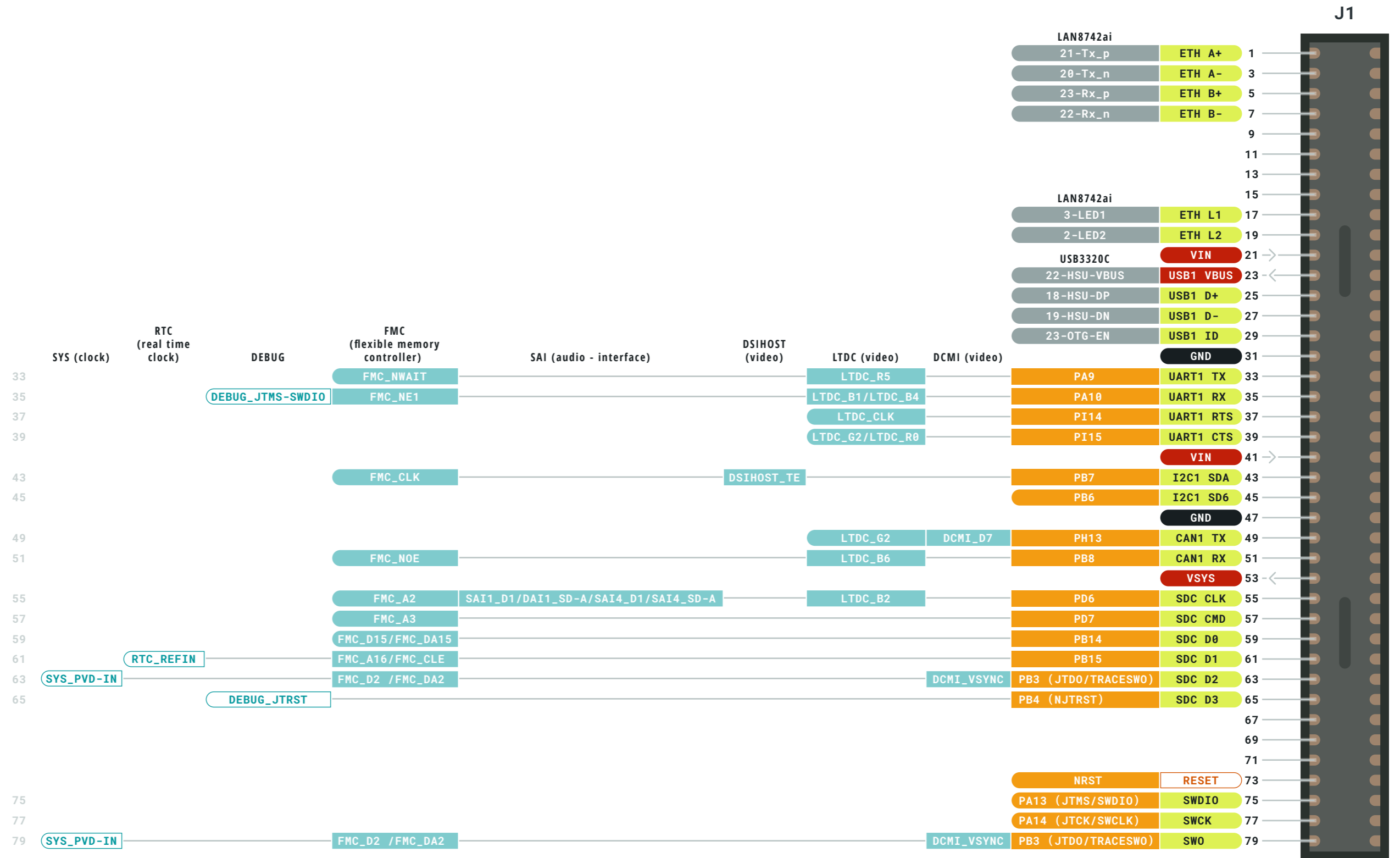
- Ground
- Power
- LED
- Internal Pin
- SWD Pin
- Digital Pin
- Analog Pin
- Other Pin
- Microcontroller's Port
- Default
- High Density Connector
- Analog
- Communication
- Timer
- Extra Features
- Debug

- ⚠ **WARNING** Total output current sunk by sum of all I/Os and control pins is 140 mA
- ⚠ **WARNING** Total output current sourced by sum of all I/Os and control pins is 140 mA
- ⚠ **WARNING** Output current sunk by any I/O and control pin is 20 mA





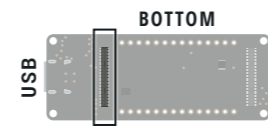
J1_odd - Extra/Debug



- Ground
- Power
- LED
- Internal Pin
- SWD Pin
- Digital Pin
- Analog Pin
- Other Pin
- Microcontroller's Port
- Default
- High Density Connector
- Analog
- Communication
- Timer
- Extra Features
- Debug


- ⚠ **WARNING** Total output current sunk by sum of all I/Os and control pins is 140 mA
- ⚠ **WARNING** Total output current sourced by sum of all I/Os and control pins is 140 mA
- ⚠ **WARNING** Output current sunk by any I/O and control pin is 20 mA





J1_even - Analog/Timer

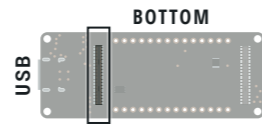
J1



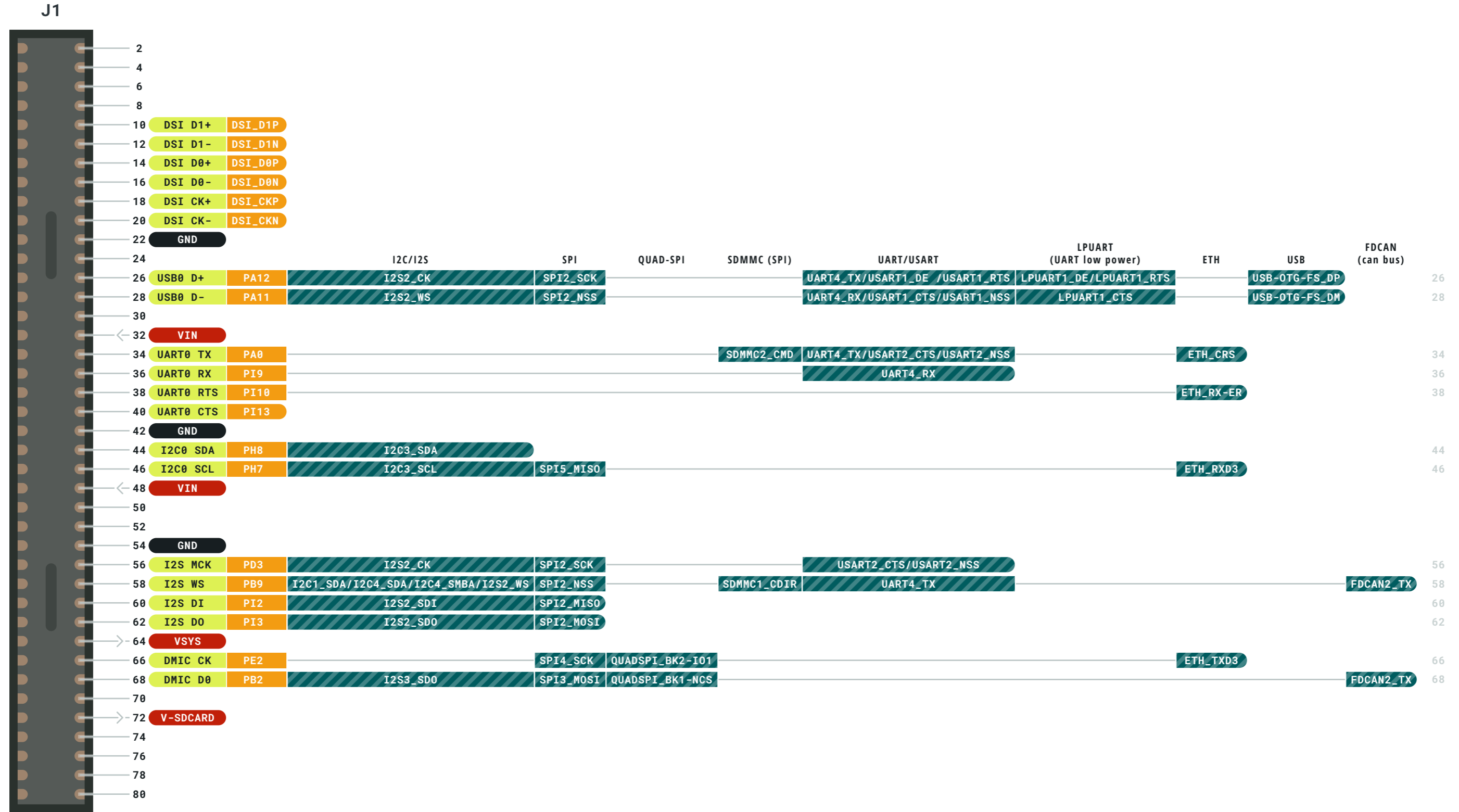
Ground	Digital Pin	Analog
Power	Analog Pin	Communication
LED	Other Pin	Timer
Internal Pin	Microcontroller's Port	Extra Features
SWD Pin	Default	Debug
	High Density Connector	

- WARNING** Total output current sunk by sum of all I/Os and control pins is 140 mA
- WARNING** Total output current sourced by sum of all I/Os and control pins is 140 mA
- WARNING** Output current sunk by any I/O and control pin is 20 mA





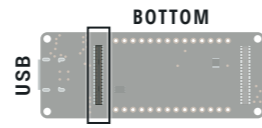
J1_even - Communication




Ground	Digital Pin	Analog
Power	Analog Pin	Communication
LED	Other Pin	Timer
Internal Pin	Microcontroller's Port	Extra Features
SWD Pin	Default	Debug
	High Density Connector	

- WARNING** Total output current sunk by sum of all I/Os and control pins is 140 mA
- WARNING** Total output current sourced by sum of all I/Os and control pins is 140 mA
- WARNING** Output current sunk by any I/O and control pin is 20 mA





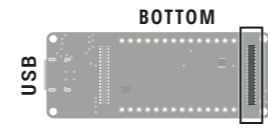
J1_even - Extra/Debug



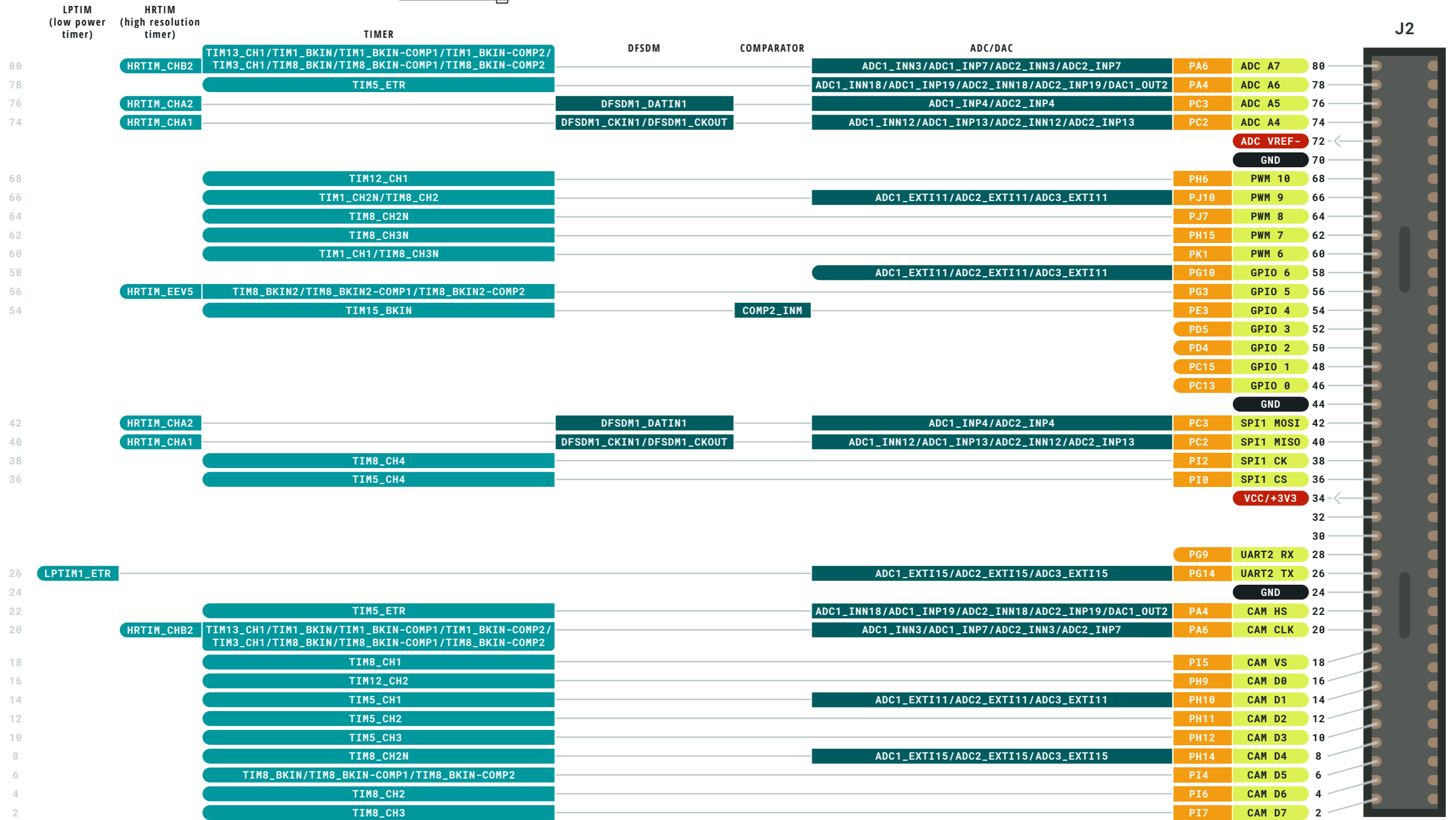
Ground	Digital Pin	Analog
Power	Analog Pin	Communication
LED	Other Pin	Timer
Internal Pin	Microcontroller's Port	Extra Features
SWD Pin	Default	Debug
	High Density Connector	

- WARNING** Total output current sunk by sum of all I/Os and control pins is 140 mA
- WARNING** Total output current sourced by sum of all I/Os and control pins is 140 mA
- WARNING** Output current sunk by any I/O and control pin is 20 mA





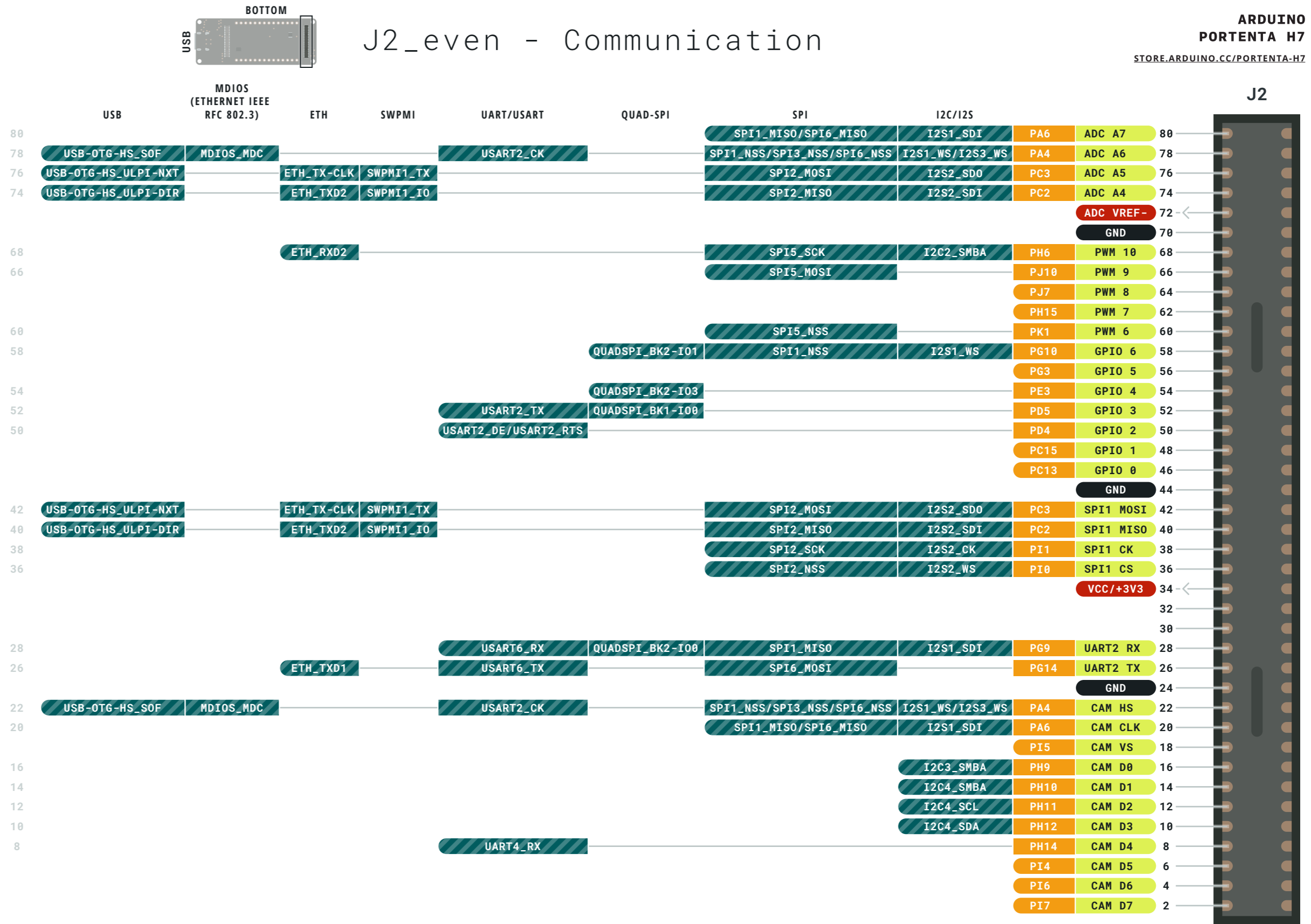
J2_even - Analog/Timer



Ground	Digital Pin	Analog
Power	Analog Pin	Communication
LED	Other Pin	Timer
Internal Pin	Microcontroller's Port	Extra Features
SWD Pin	Default	Debug
	High Density Connector	

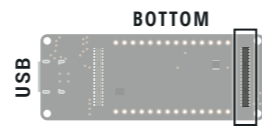
- WARNING** Total output current sunk by sum of all I/Os and control pins is 140 mA
- WARNING** Total output current sourced by sum of all I/Os and control pins is 140 mA
- WARNING** Output current sunk by any I/O and control pin is 20 mA



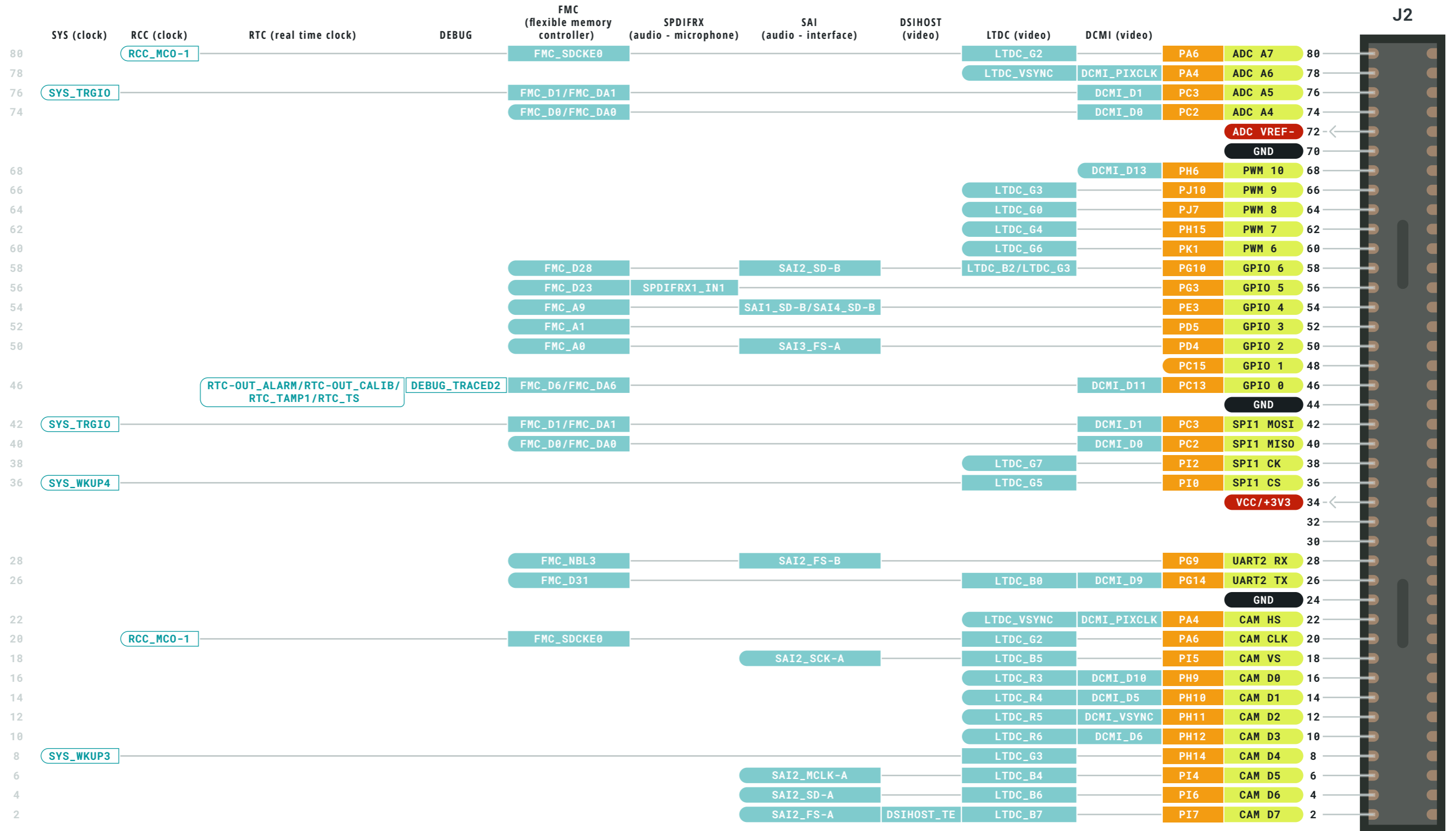


- Ground
- Power
- LED
- Internal Pin
- SWD Pin
- Digital Pin
- Analog Pin
- Other Pin
- Microcontroller's Port
- Default
- High Density Connector
- Analog
- Communication
- Timer
- Extra Features
- Debug

- ⚠ **WARNING** Total output current sunk by sum of all I/Os and control pins is 140 mA
- ⚠ **WARNING** Total output current sourced by sum of all I/Os and control pins is 140 mA
- ⚠ **WARNING** Output current sunk by any I/O and control pin is 20 mA




J2_even - Extra/Debug

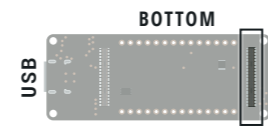


- Ground
- Power
- LED
- Internal Pin
- SWD Pin
- Digital Pin
- Analog Pin
- Other Pin
- Microcontroller's Port
- Default
- High Density Connector
- Analog
- Communication
- Timer
- Extra Features
- Debug

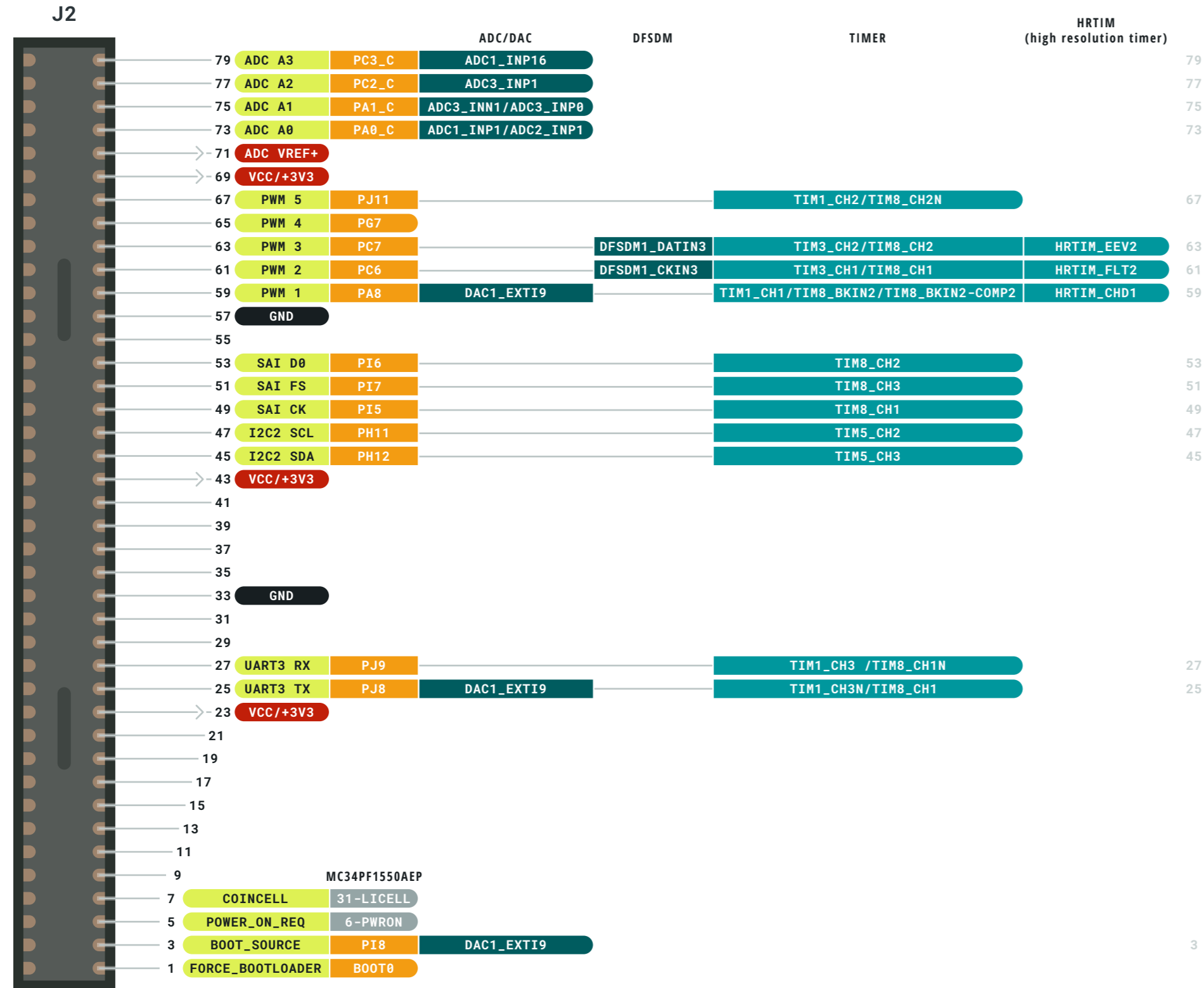
- ⚠ **WARNING** Total output current sunk by sum of all I/Os and control pins is 140 mA
- ⚠ **WARNING** Total output current sourced by sum of all I/Os and control pins is 140 mA
- ⚠ **WARNING** Output current sunk by any I/O and control pin is 20 mA



This work is licensed under the Creative Commons Attribution-ShareAlike 4.0 International License. To view a copy of this license, visit <http://creativecommons.org/licenses/by-sa/4.0/> or send a letter to Creative Commons, PO Box 1866, Mountain View, CA 94042, USA.



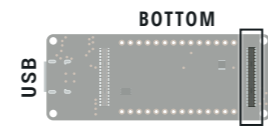
J2_odd - Analog/Timer



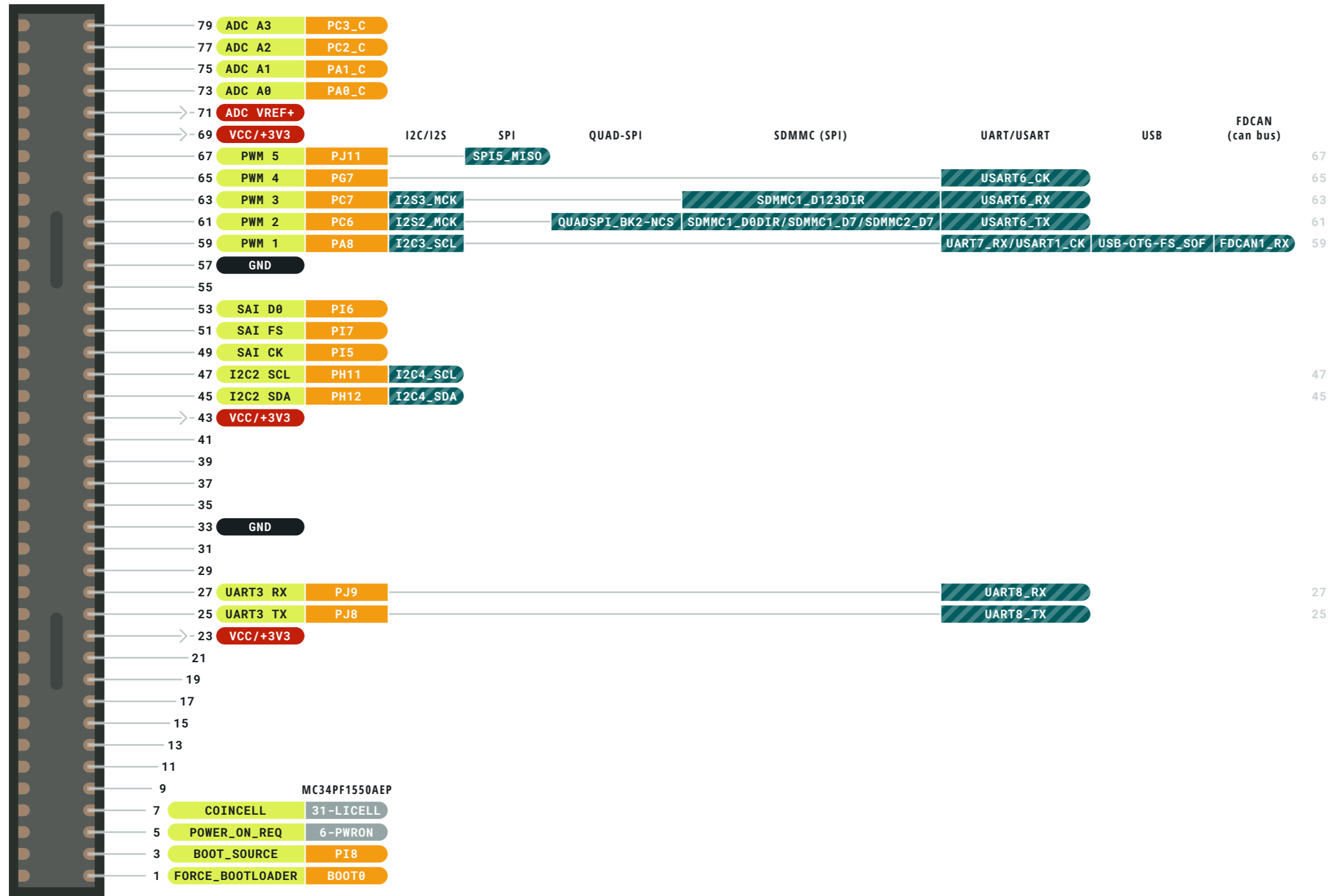
Ground	Digital Pin	Analog
Power	Analog Pin	Communication
LED	Other Pin	Timer
Internal Pin	Microcontroller's Port	Extra Features
SWD Pin	Default	Debug
	High Density Connector	

- WARNING** Total output current sunk by sum of all I/Os and control pins is 140 mA
- WARNING** Total output current sourced by sum of all I/Os and control pins is 140 mA
- WARNING** Output current sunk by any I/O and control pin is 20 mA





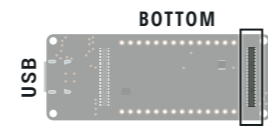
J2_odd - Communication



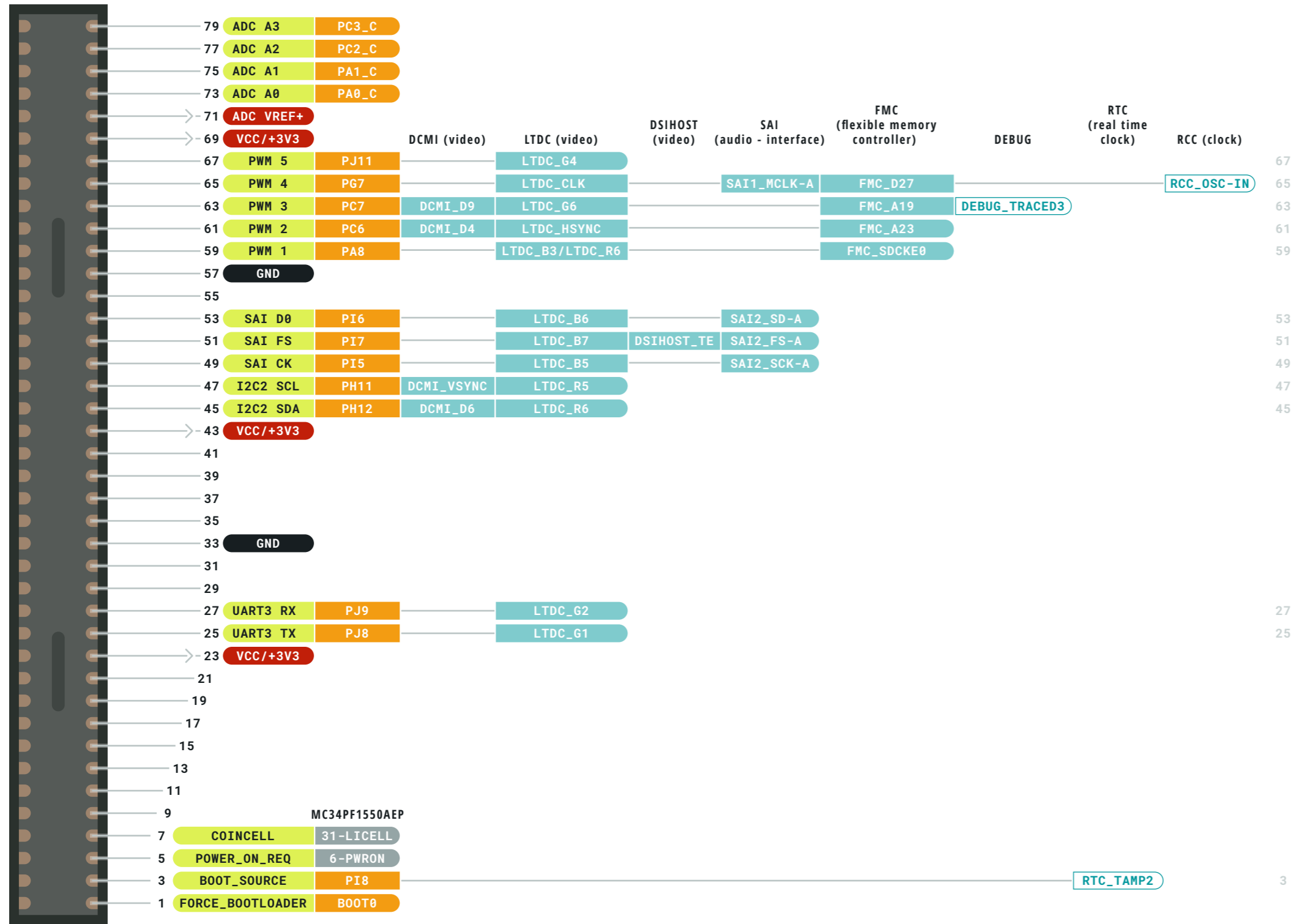
Ground	Digital Pin	Analog
Power	Analog Pin	Communication
LED	Other Pin	Timer
Internal Pin	Microcontroller's Port	Extra Features
SWD Pin	Default	Debug
	High Density Connector	

- WARNING** Total output current sunk by sum of all I/Os and control pins is 140 mA
- WARNING** Total output current sourced by sum of all I/Os and control pins is 140 mA
- WARNING** Output current sunk by any I/O and control pin is 20 mA





J2

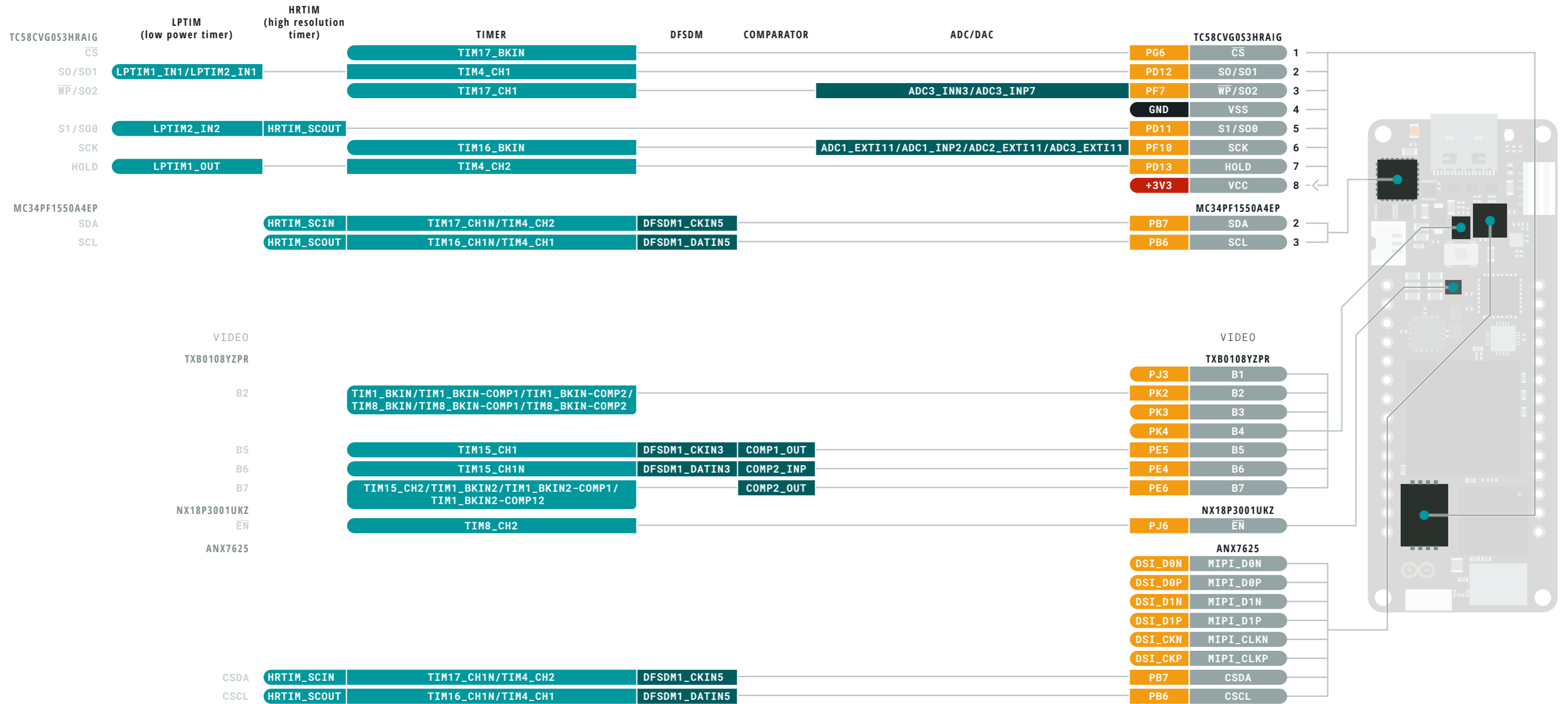


Ground	Digital Pin	Analog
Power	Analog Pin	Communication
LED	Other Pin	Timer
Internal Pin	Microcontroller's Port	Extra Features
SWD Pin	Default	Debug
	High Density Connector	

- WARNING** Total output current sunk by sum of all I/Os and control pins is 140 mA
- WARNING** Total output current sourced by sum of all I/Os and control pins is 140 mA
- WARNING** Output current sunk by any I/O and control pin is 20 mA



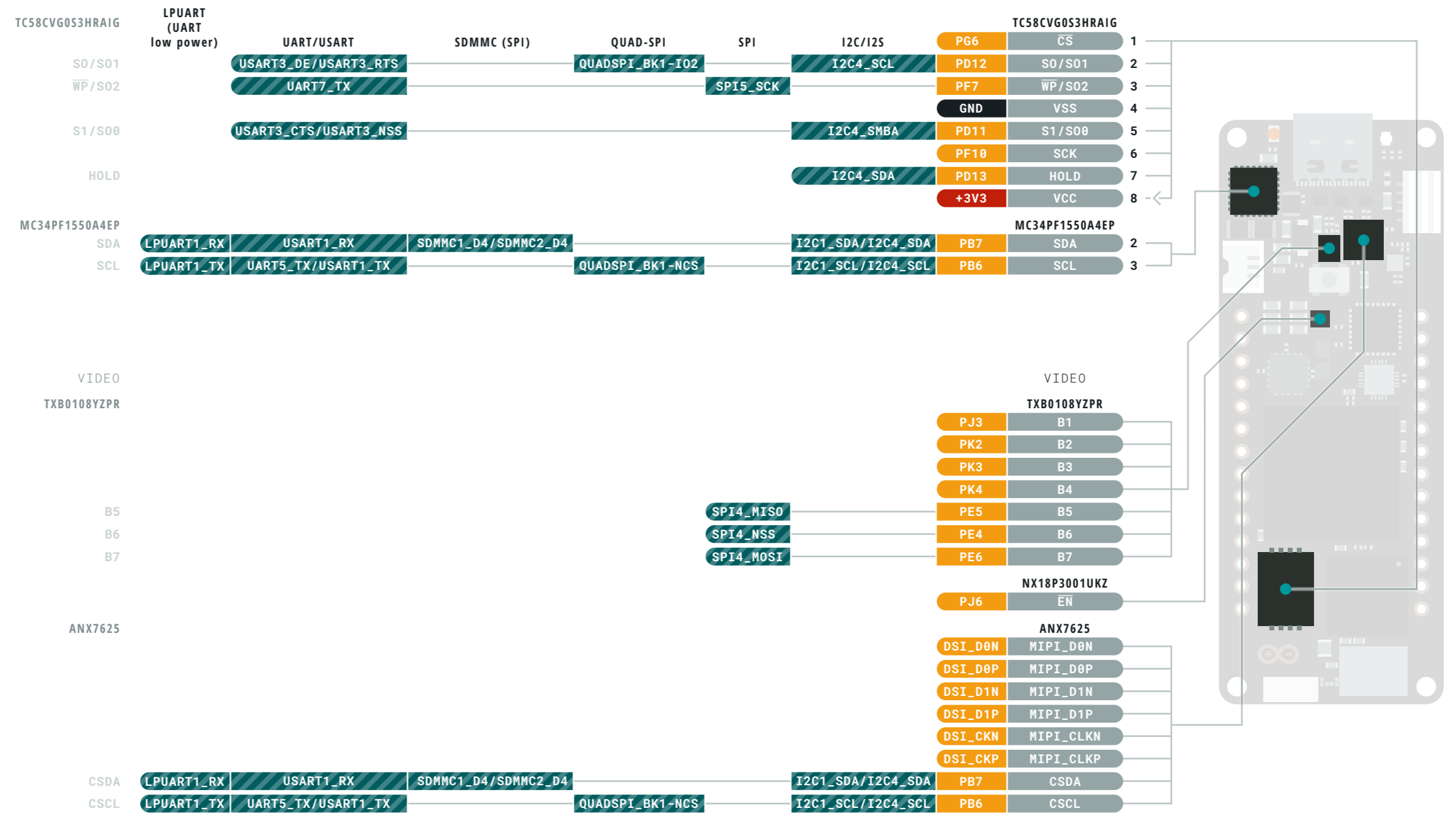
This work is licensed under the Creative Commons Attribution-ShareAlike 4.0 International License. To view a copy of this license, visit <http://creativecommons.org/licenses/by-sa/4.0/> or send a letter to Creative Commons, PO Box 1866, Mountain View, CA 94042, USA.



Ground	Digital Pin	Analog
Power	Analog Pin	Communication
LED	Other Pin	Timer
Internal Pin	Microcontroller's Port	Extra Features
SWD Pin	Default	Debug
	High Density Connector	

- WARNING** Total output current sunk by sum of all I/Os and control pins is 140 mA
- WARNING** Total output current sourced by sum of all I/Os and control pins is 140 mA
- WARNING** Output current sunk by any I/O and control pin is 20 mA






Ground	Digital Pin	Analog
Power	Analog Pin	Communication
LED	Other Pin	Timer
Internal Pin	Microcontroller's Port	Extra Features
SWD Pin	Default	Debug
	High Density Connector	

- WARNING** Total output current sunk by sum of all I/Os and control pins is 140 mA
- WARNING** Total output current sourced by sum of all I/Os and control pins is 140 mA
- WARNING** Output current sunk by any I/O and control pin is 20 mA

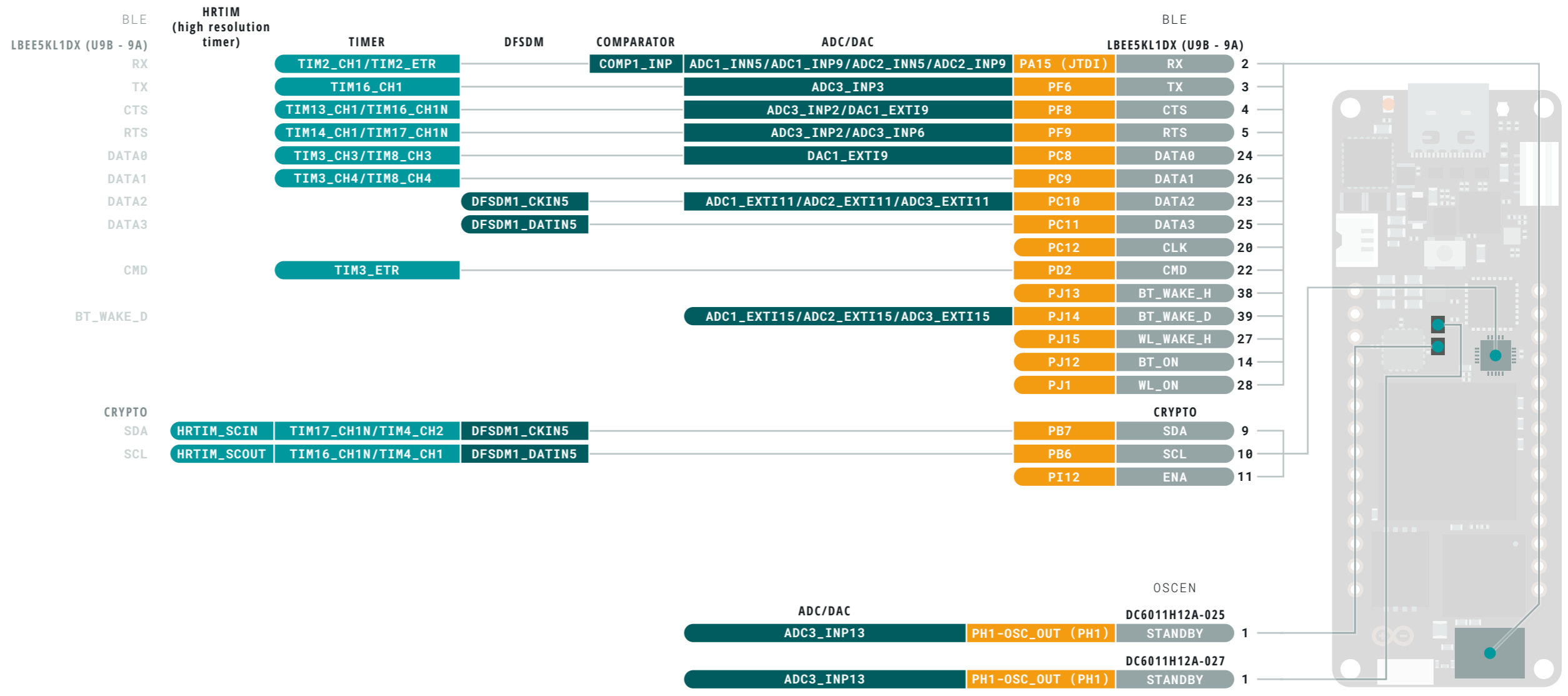




Ground	Digital Pin	Analog Pin	Analog
Power	Analog Pin	Other Pin	Communication
LED	Microcontroller's Port	Timer	Extra Features
Internal Pin	Default	Debug	
SWD Pin	High Density Connector		

- WARNING** Total output current sunk by sum of all I/Os and control pins is 140 mA
- WARNING** Total output current sourced by sum of all I/Os and control pins is 140 mA
- WARNING** Output current sunk by any I/O and control pin is 20 mA






Ground	Digital Pin	Analog
Power	Analog Pin	Communication
LED	Other Pin	Timer
Internal Pin	Microcontroller's Port	Extra Features
SWD Pin	Default	Debug
	High Density Connector	

- WARNING** Total output current sunk by sum of all I/Os and control pins is 140 mA
- WARNING** Total output current sourced by sum of all I/Os and control pins is 140 mA
- WARNING** Output current sunk by any I/O and control pin is 20 mA



This work is licensed under the Creative Commons Attribution-ShareAlike 4.0 International License. To view a copy of this license, visit <http://creativecommons.org/licenses/by-sa/4.0/> or send a letter to Creative Commons, PO Box 1866, Mountain View, CA 94042, USA.

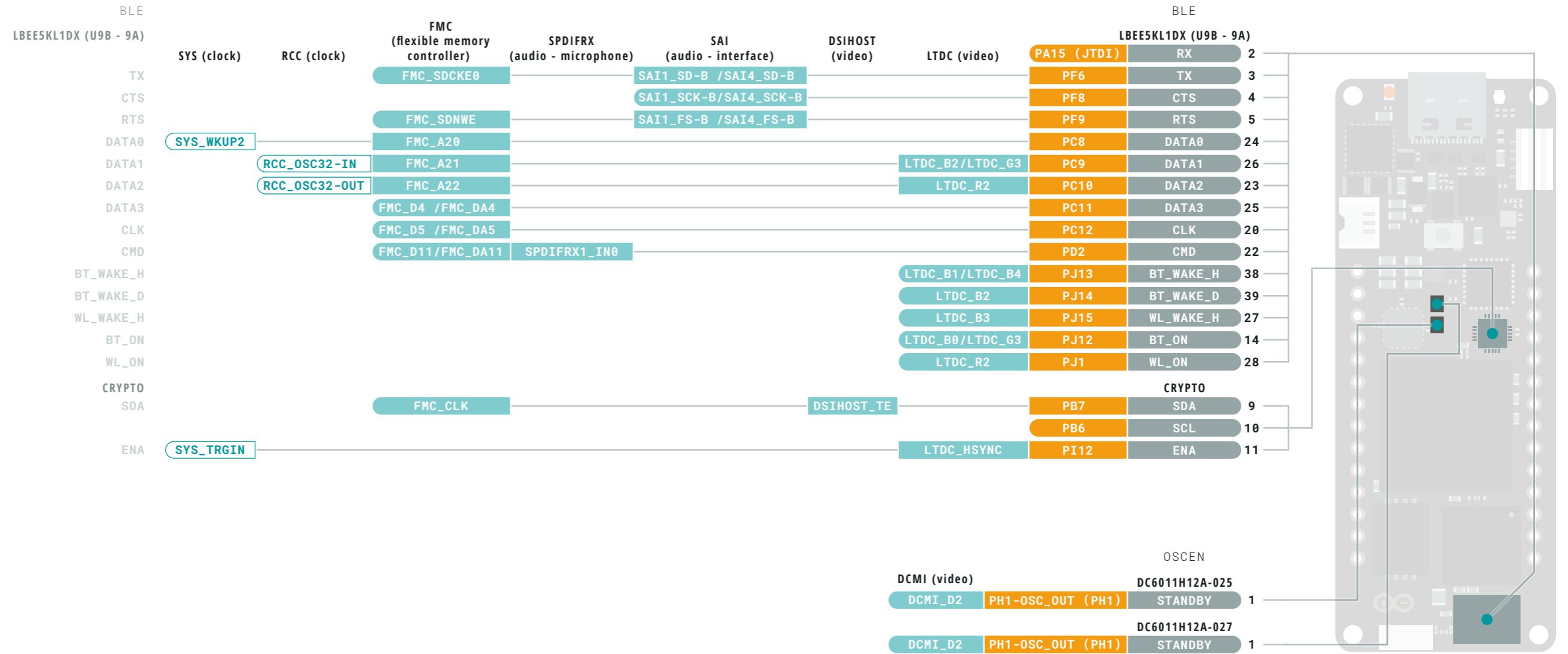


Ground	Digital Pin	Analog
Power	Analog Pin	Communication
LED	Other Pin	Timer
Internal Pin	Microcontroller's Port	Extra Features
SWD Pin	Default	Debug
	High Density Connector	

- WARNING** Total output current sunk by sum of all I/Os and control pins is 140 mA
- WARNING** Total output current sourced by sum of all I/Os and control pins is 140 mA
- WARNING** Output current sunk by any I/O and control pin is 20 mA



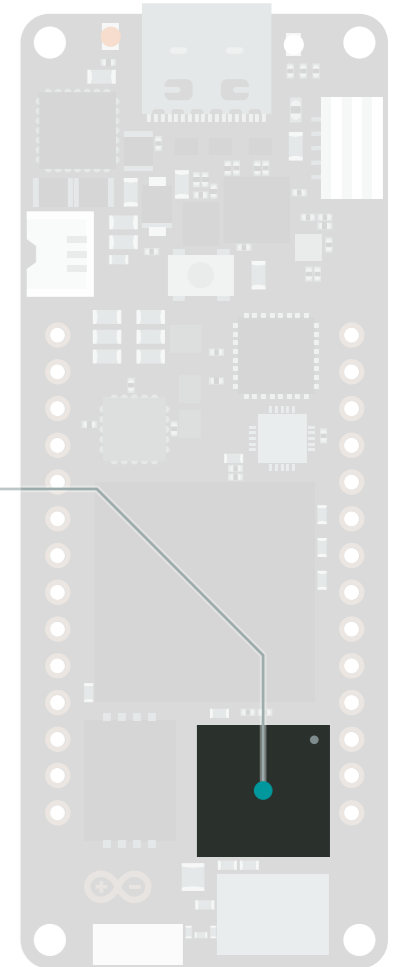
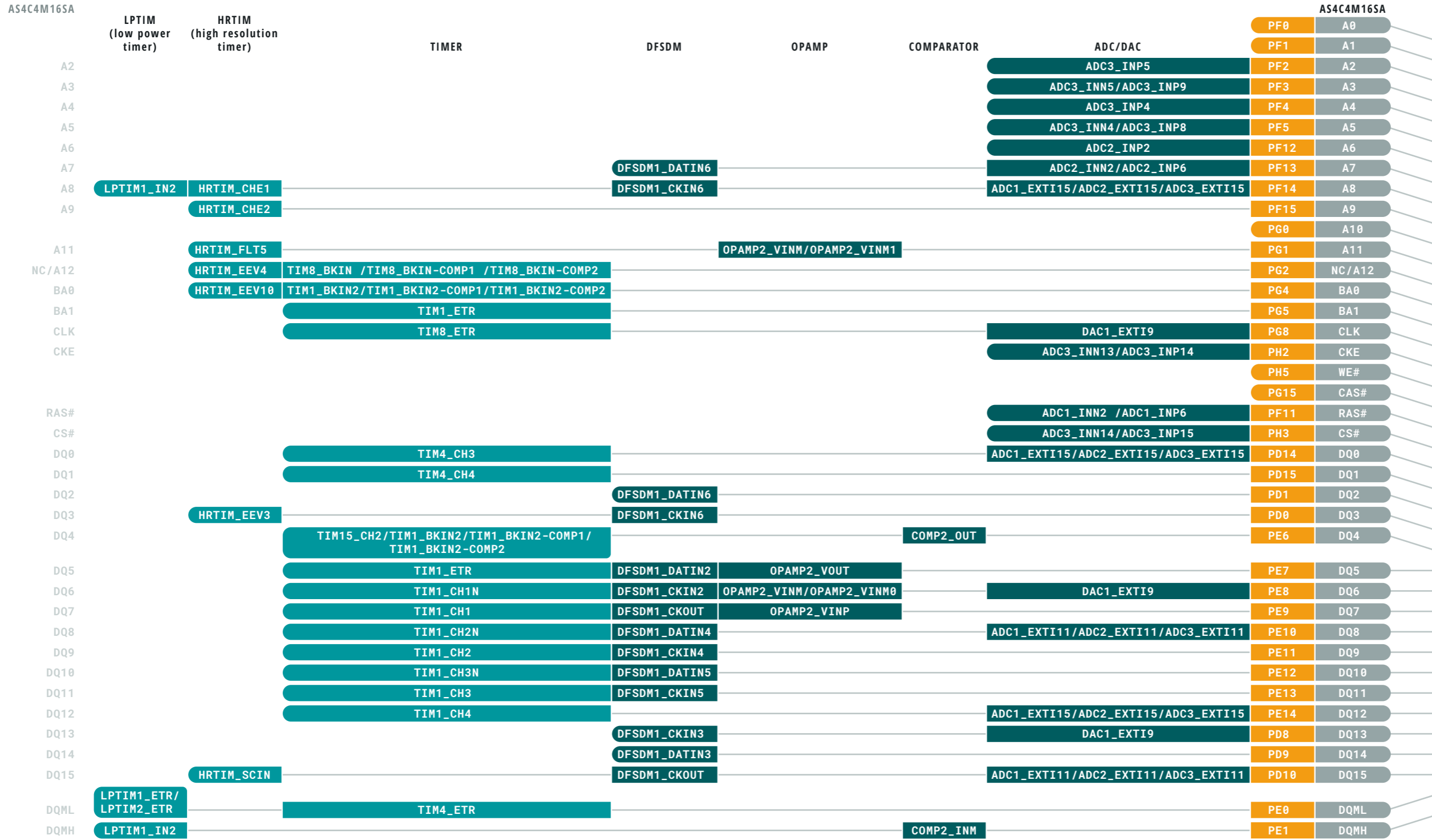
This work is licensed under the Creative Commons Attribution-ShareAlike 4.0 International License. To view a copy of this license, visit <http://creativecommons.org/licenses/by-sa/4.0/> or send a letter to Creative Commons, PO Box 1866, Mountain View, CA 94042, USA.



Ground	Digital Pin	Analog
Power	Analog Pin	Communication
LED	Other Pin	Timer
Internal Pin	Microcontroller's Port	Extra Features
SWD Pin	Default	Debug
	High Density Connector	

- WARNING** Total output current sunk by sum of all I/Os and control pins is 140 mA
- WARNING** Total output current sourced by sum of all I/Os and control pins is 140 mA
- WARNING** Output current sunk by any I/O and control pin is 20 mA

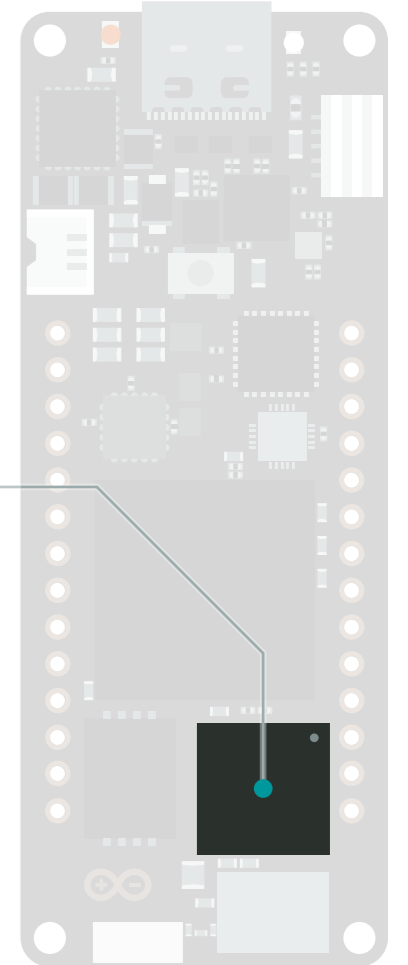
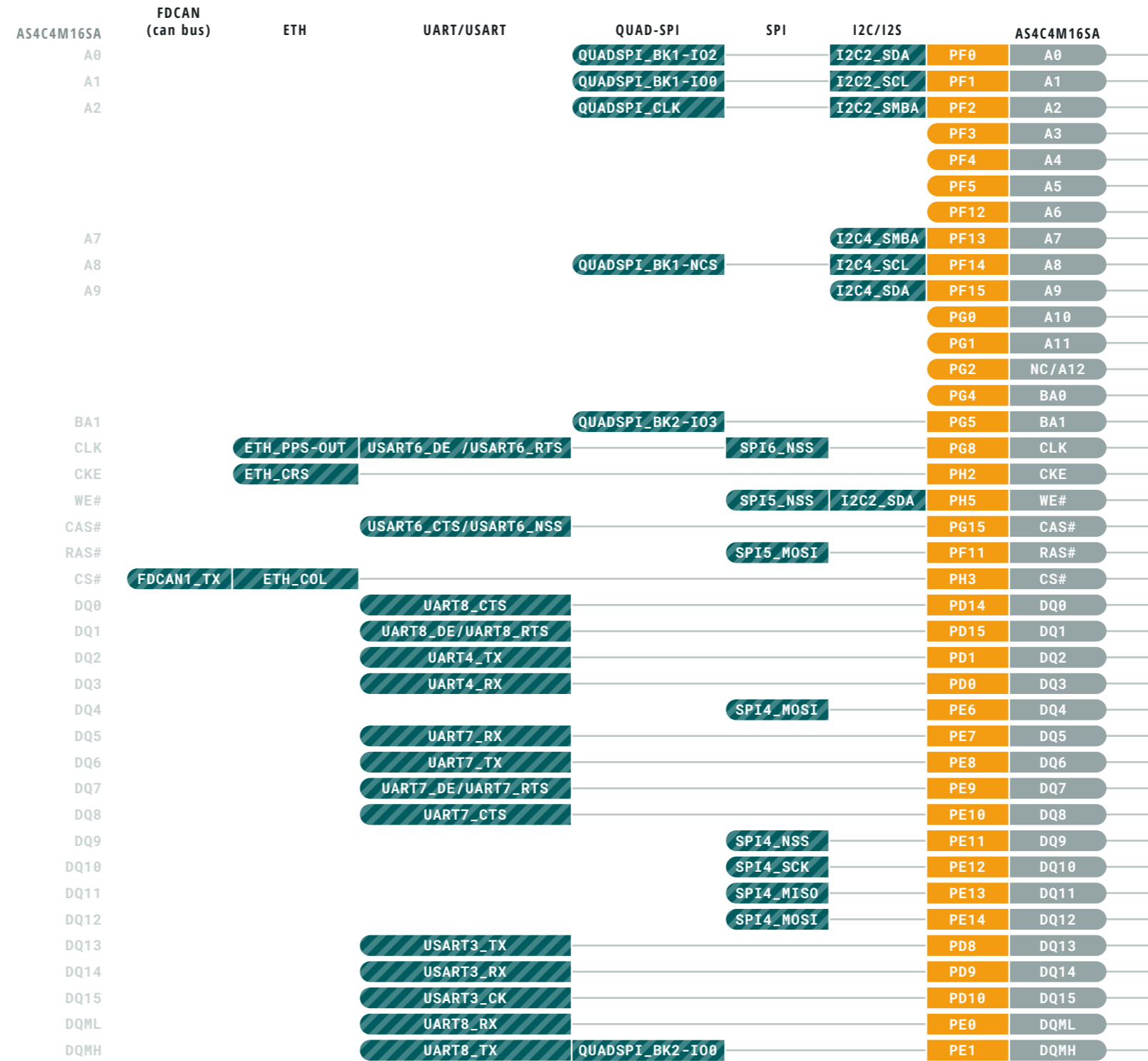




Ground	Digital Pin	Analog
Power	Analog Pin	Communication
LED	Other Pin	Timer
Internal Pin	Microcontroller's Port	Extra Features
SWD Pin	Default	Debug
	High Density Connector	

- WARNING** Total output current sunk by sum of all I/Os and control pins is 140 mA
- WARNING** Total output current sourced by sum of all I/Os and control pins is 140 mA
- WARNING** Output current sunk by any I/O and control pin is 20 mA

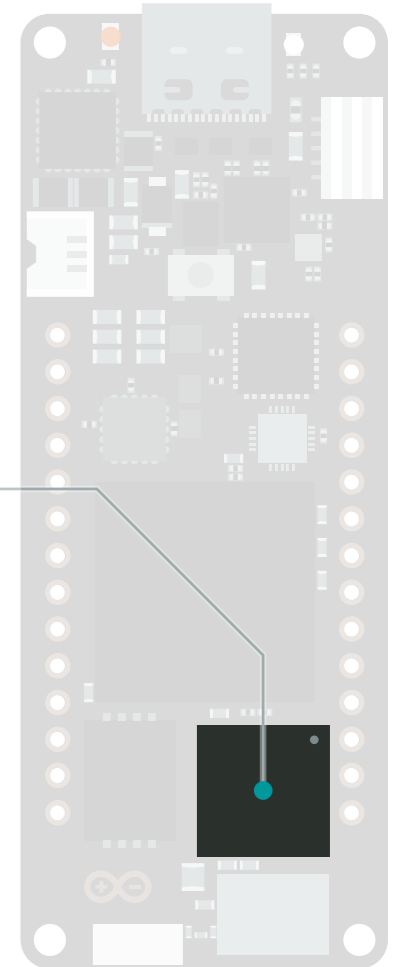
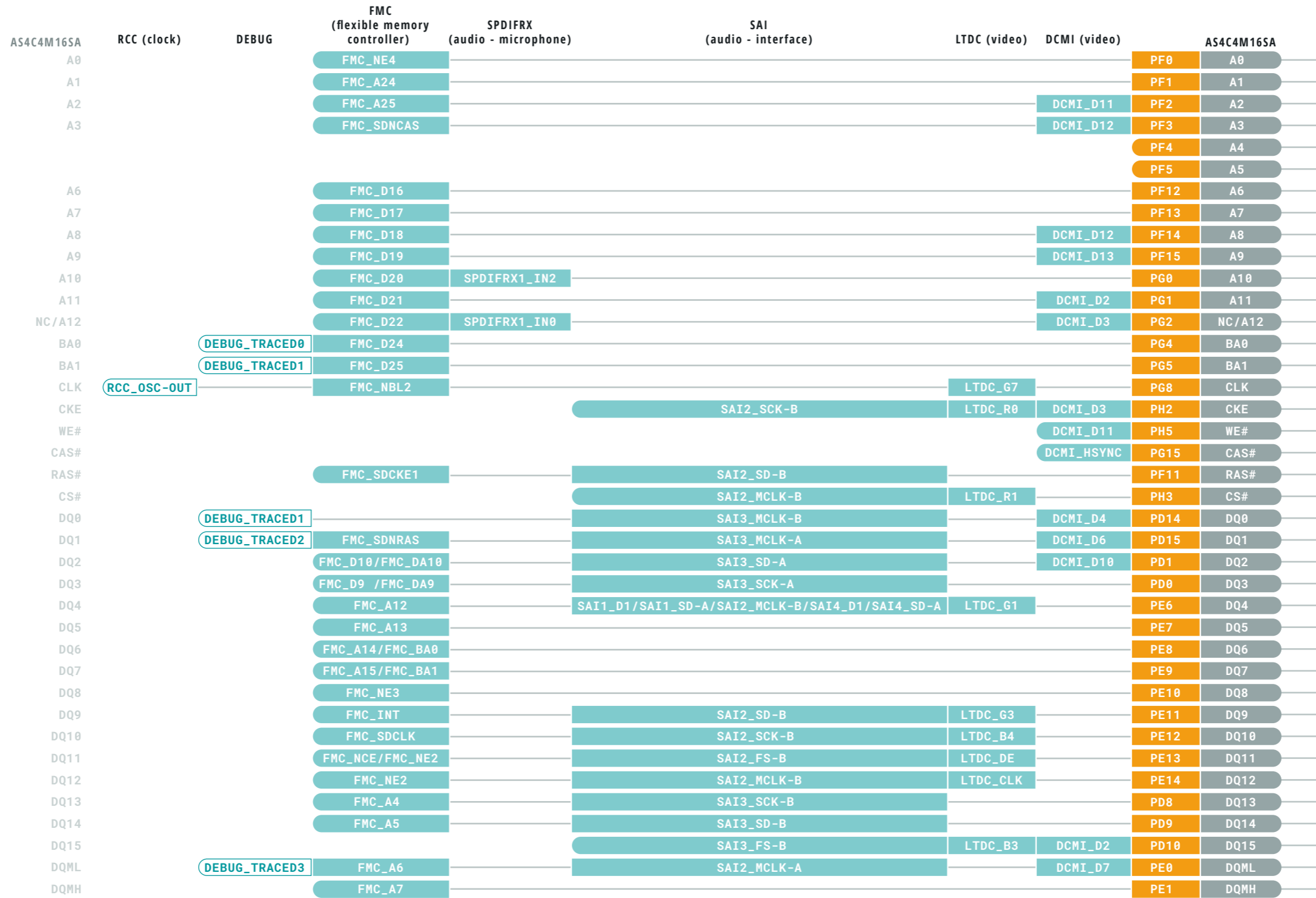




Ground	Digital Pin	Analog Pin	Analog
Power	Other Pin	Microcontroller's Port	Communication
LED	Default	Timer	Extra Features
Internal Pin	High Density Connector	Debug	
SWD Pin			

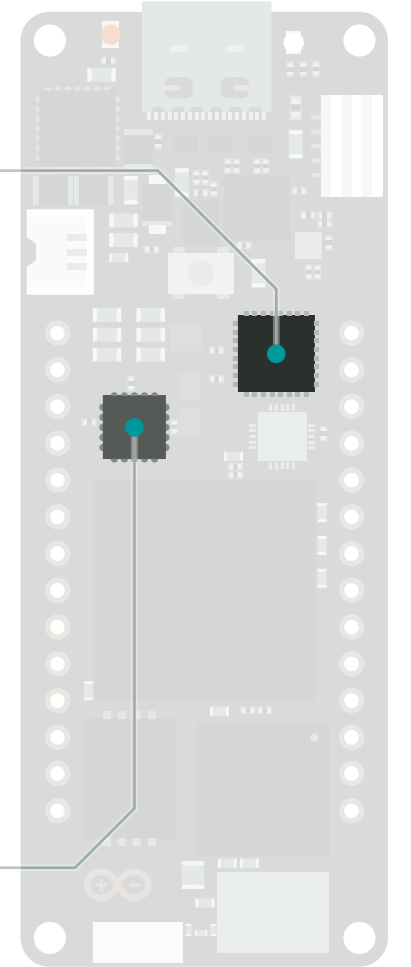
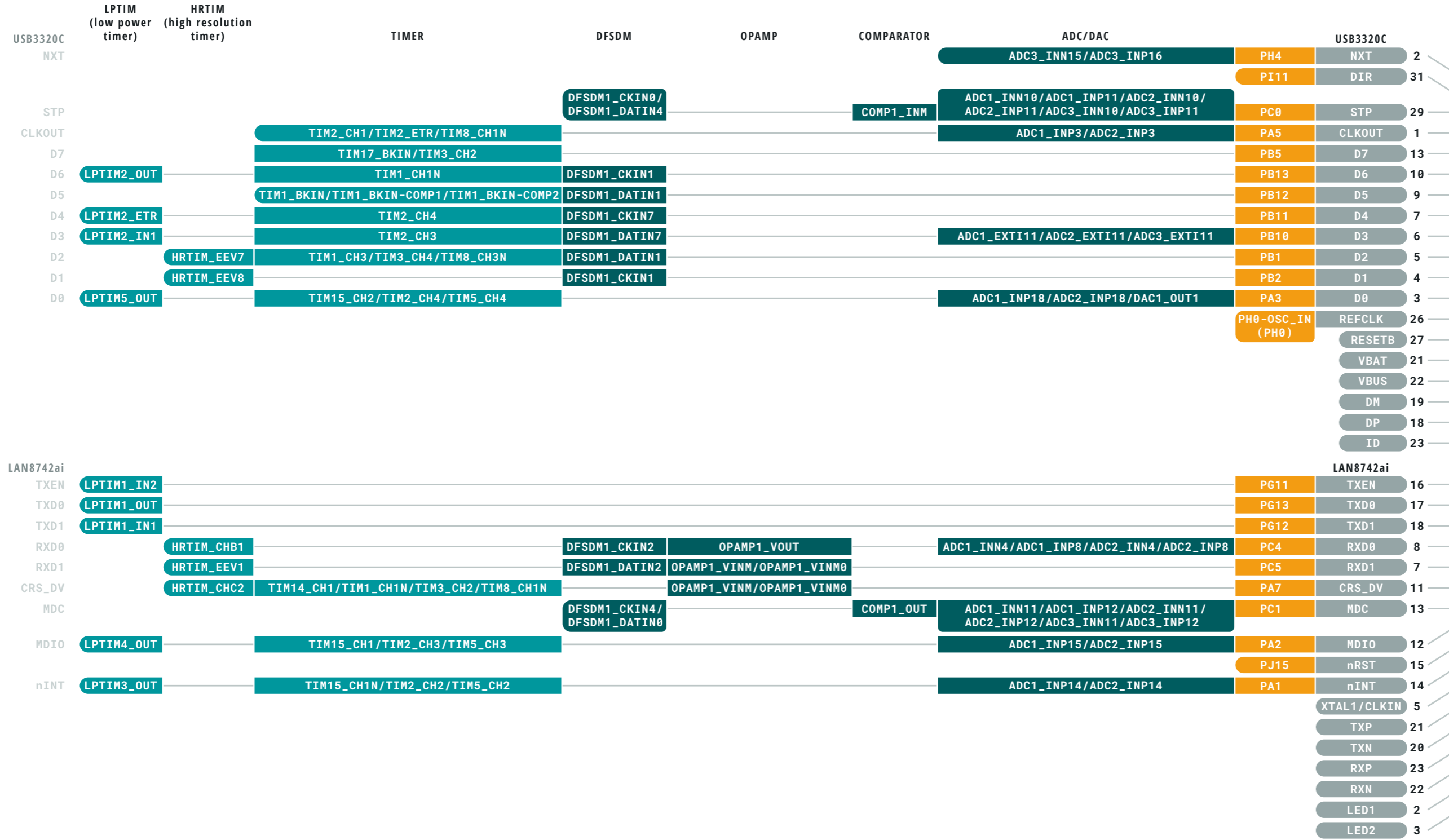
- WARNING** Total output current sunk by sum of all I/Os and control pins is 140 mA
- WARNING** Total output current sourced by sum of all I/Os and control pins is 140 mA
- WARNING** Output current sunk by any I/O and control pin is 20 mA





Ground	Digital Pin	Analog
Power	Analog Pin	Communication
LED	Other Pin	Timer
Internal Pin	Microcontroller's Port	Extra Features
SWD Pin	Default	Debug
	High Density Connector	

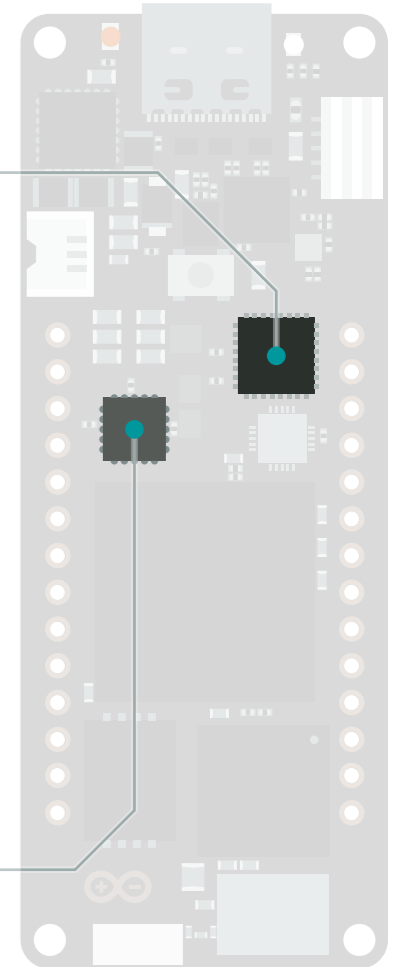
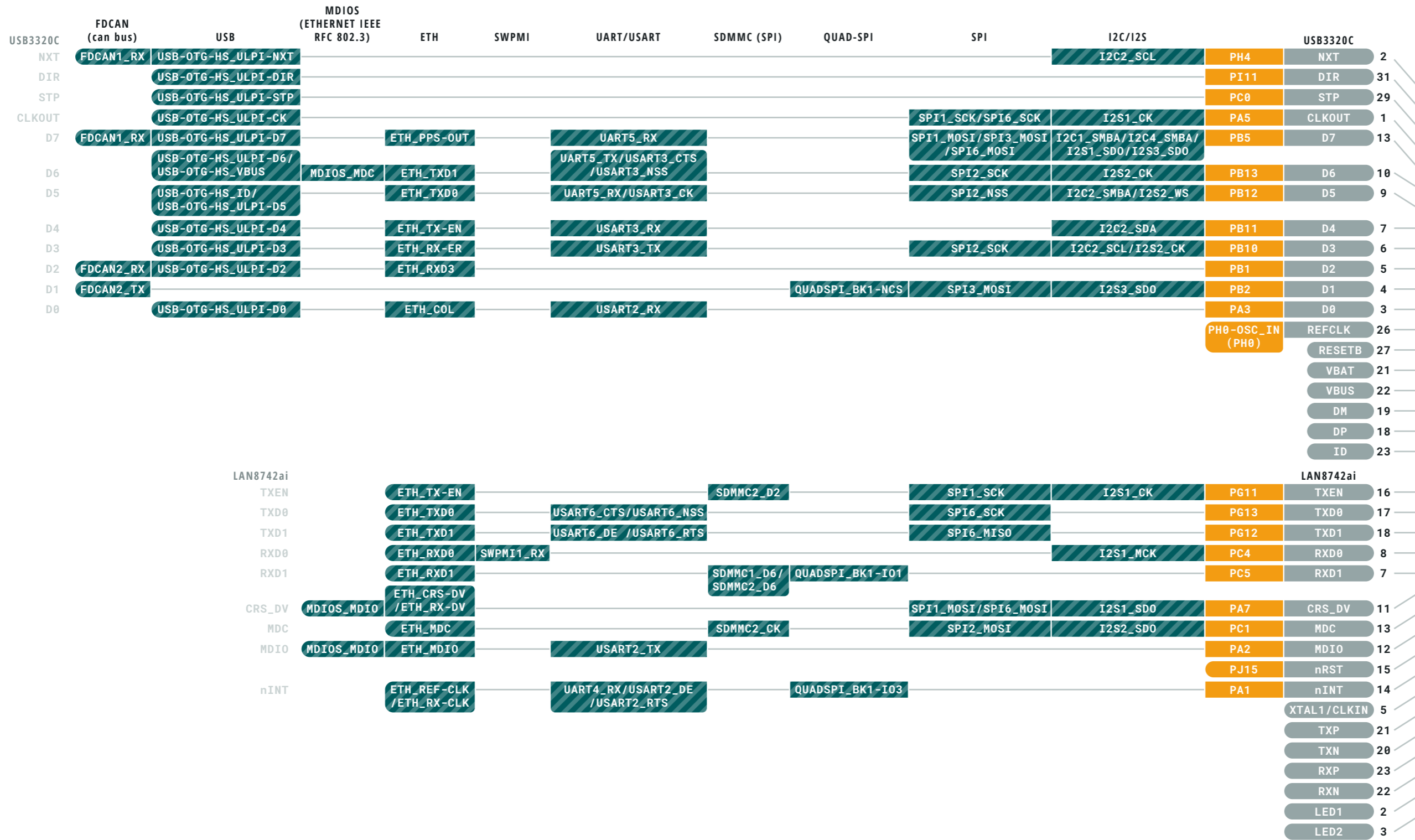
- WARNING** Total output current sunk by sum of all I/Os and control pins is 140 mA
- WARNING** Total output current sourced by sum of all I/Os and control pins is 140 mA
- WARNING** Output current sunk by any I/O and control pin is 20 mA



Ground	Digital Pin	Analog
Power	Analog Pin	Communication
LED	Other Pin	Timer
Internal Pin	Microcontroller's Port	Extra Features
SWD Pin	Default	Debug
	High Density Connector	

- WARNING** Total output current sunk by sum of all I/Os and control pins is 140 mA
- WARNING** Total output current sourced by sum of all I/Os and control pins is 140 mA
- WARNING** Output current sunk by any I/O and control pin is 20 mA

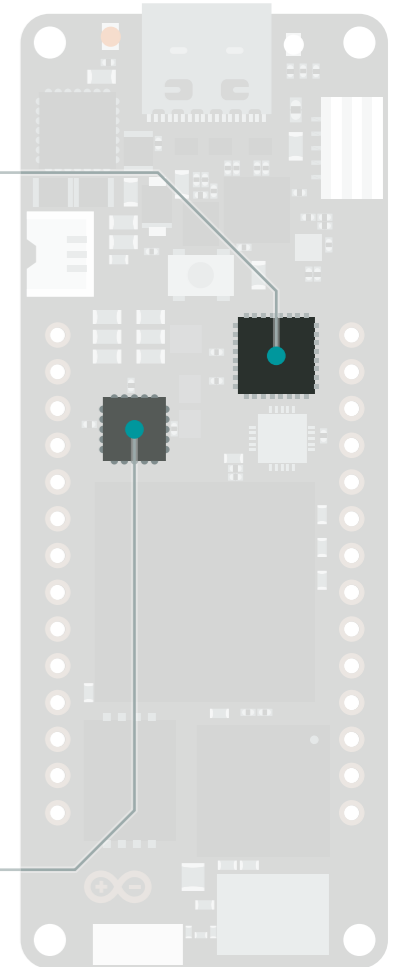
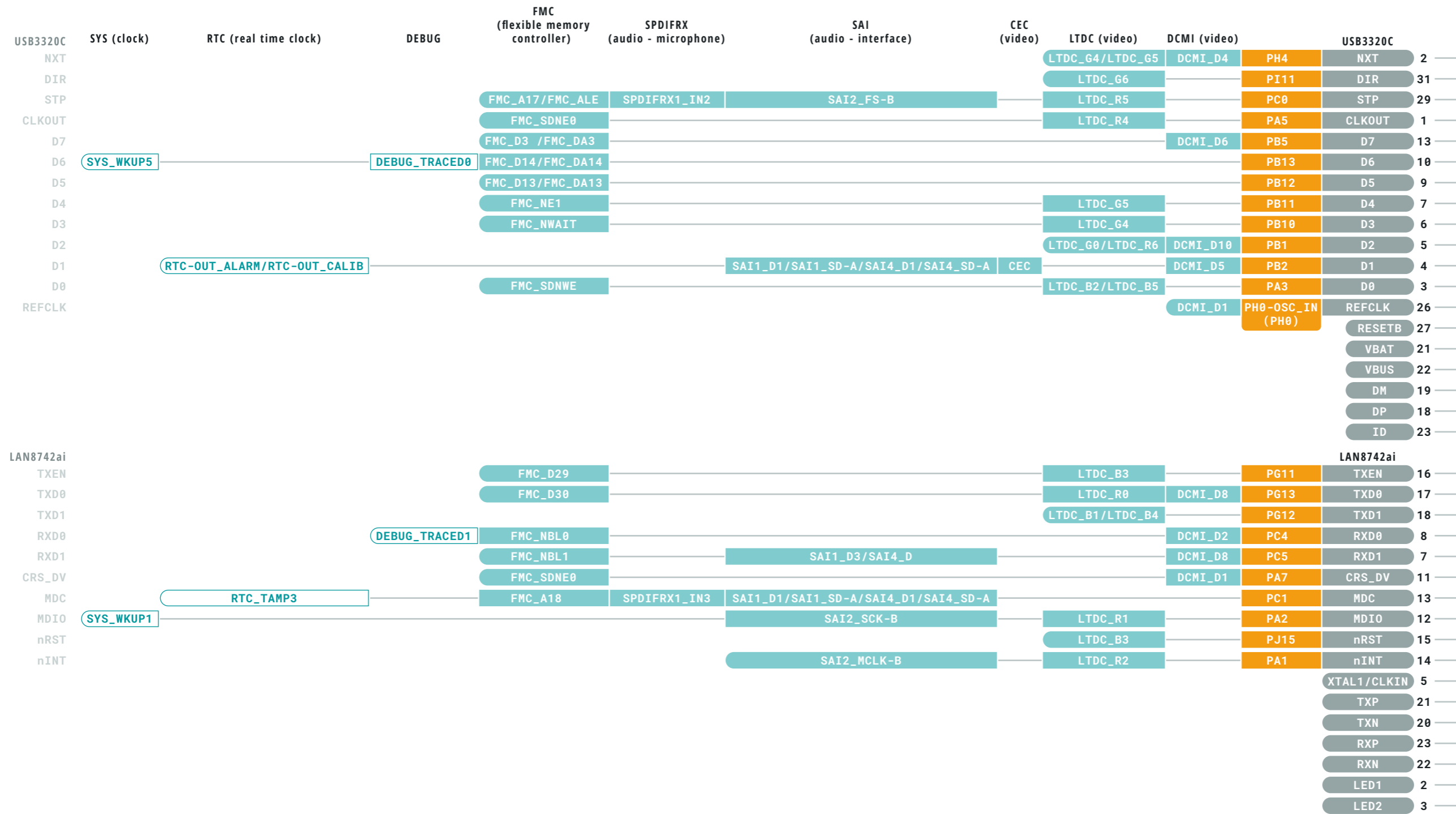




Ground	Digital Pin	Analog
Power	Analog Pin	Communication
LED	Other Pin	Timer
Internal Pin	Microcontroller's Port	Extra Features
SWD Pin	Default	Debug
	High Density Connector	

- WARNING** Total output current sunk by sum of all I/Os and control pins is 140 mA
- WARNING** Total output current sourced by sum of all I/Os and control pins is 140 mA
- WARNING** Output current sunk by any I/O and control pin is 20 mA





Ground	Digital Pin	Analog
Power	Analog Pin	Communication
LED	Other Pin	Timer
Internal Pin	Microcontroller's Port	Extra Features
SWD Pin	Default	Debug
	High Density Connector	

- WARNING** Total output current sunk by sum of all I/Os and control pins is 140 mA
- WARNING** Total output current sourced by sum of all I/Os and control pins is 140 mA
- WARNING** Output current sunk by any I/O and control pin is 20 mA