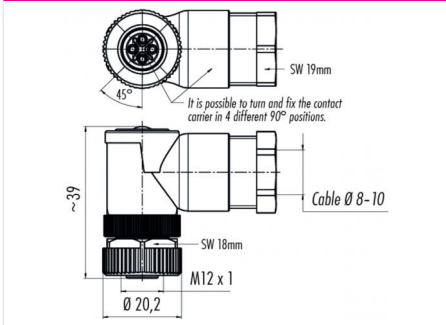


Product description	<b>Contacts: 3+PE, female angled connector, power, S-coding, cable outlet 8 -10mm</b>
Area	<b>M12-S, M12-K Series 814 S-coding</b>
Order number	<b>99 0690 58 04</b>

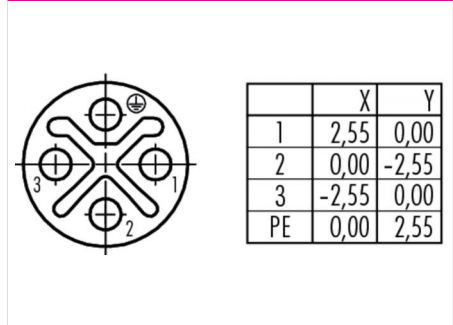
**Illustration**



**Scale drawing**



**Contact arrangement**



**Derating curve**



You can find the assembly instructions on the next page.

**Technical data**

**General values**

Connector design	female angled connector
Connector locking system	bolted
Termination	screw clamp
Wire gauge (mm)	1,5 mm <sup>2</sup>
Wire gauge (AWG)	16
Cable outlet	8,0 - 10,0 mm
Upper limit temperature	85 °C
Lower limit temperature	-40 °C

**Electrical values**

Rated current (40 °C)	12 A
Rated voltage	630 V
Rated impulse voltage	6000 V
Pollution degree	3
Overvoltage category	III
Insulating material group	III
Volume resistivity	≤ 5 mΩ
Degree of protection	IP67
Mechanical operation	> 100 Mating cycles

**Cable data**

Approval 1	UL
------------	----

**Material**

Contact material	CuZn (brass)
Contact plating	Au (gold)
Contact body material	PA
Housing material	PA

Product description

Contacts: 3+PE, female angled connector, power, S-coding, cable outlet 8 -10mm

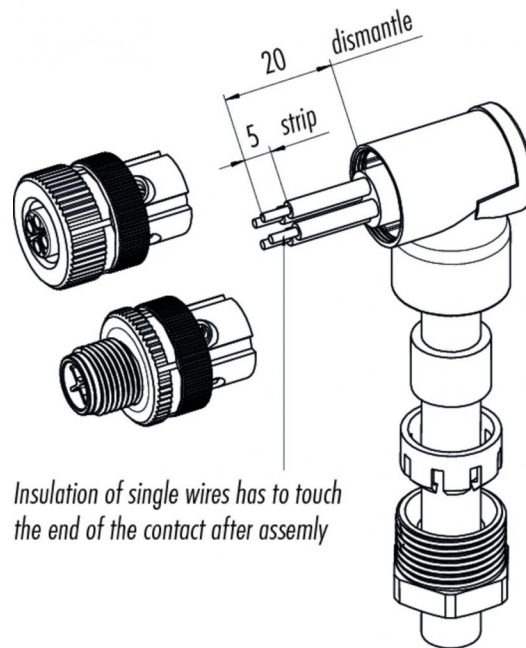
Area

M12-S, M12-K Series 814 S-coding

Order number

99 0690 58 04

Assembly instructions / Panel cut-out



Product description	<b>Contacts: 3+PE, female angled connector, power, S-coding, cable outlet 8 -10mm</b>
Area	<b>M12-S, M12-K Series 814 S-coding</b>
Order number	<b>99 0690 58 04</b>

## Security notices

The connector must not be connected or separated under load. Non-observance and incorrect use can result in personal injury.

The connectors are designed for use in plant, control system and electrical equipment. The end user is responsible for checking whether the connectors are suitable for use in other applications.

To prevent the connector being opened unintentionally when used in electrical circuits containing hazardous life parts, the thread between the housing and the connector head must be secured using a suitable cyanoacrylate adhesive. This does not apply to connectors used in SELV and PELV circuits according to IEC 61140 (EN 61140, VDE 0140-1).

Connectors used in electrical circuits containing hazardous life parts must only be assembled and used by or under the supervision of persons with the requisite electrotechnical training, taking the applicable regulations and standards into account.

The end user must take suitable safety measures to ensure that the connector cannot be disconnected accidentally. Connectors with degree of protection IP 67 and IP 68 are not suitable for use under water. When used outdoors, the connectors must be separately protected against corrosion. For further information about IP degrees of protection refer to 'Technical support' in the Download Centre.

To lock the cable connector to the equipment connector, the threaded ring is tightened until it is 'finger-tight' (approx. 50 cNm).