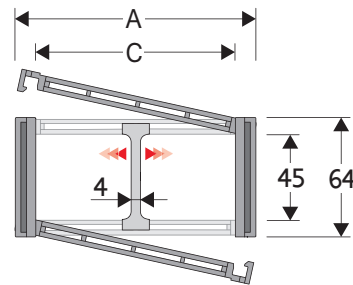


445PU

Nylon Protection Cable Chain with opening covers

Inner height (D) 45 mm

Sideband & Frame construction with large anti-friction single-pin. Vertical separators are available.



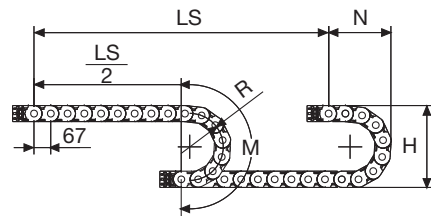
Separator	
- Unassembled	Part.no S445UF
- Assembled*	Part.no S445UFMCI
- Assembled**	Part.no S445UFMCE
Pin	
	Part.no PG445

* for chain opening outer radius
** for chain opening inner radius

Technical characteristics when self-supported

Speed	10 m/s
Acceleration	50 m/s ²

For higher requirements please consult our technical dept.



Length of chain (L)

Half travel distance ($\frac{LS}{2}$) plus length of curve (M)

$$L = \frac{LS}{2} + M$$

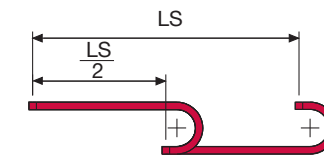
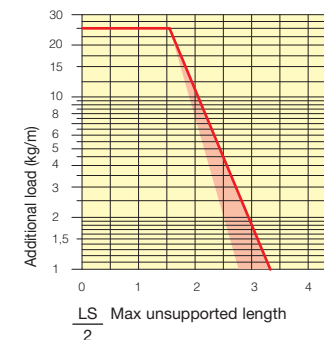
R	H	N	M
mm	mm	mm	mm
100	264	200	450
125	314	225	530
150	364	250	605
175	414	275	685
200	464	300	765
250	564	350	920
300	664	400	1080

A	B	C	D	R	Weight/m	Chain
mm	mm	mm	mm	mm	kg	Part Number
72	64	50	45	100-125-150-175-200-250-300	1,83	445PU050 □□□ *
83	64	61	45	100-125-150-175-200-250-300	1,87	445PU061 □□□ *
97	64	75	45	100-125-150-175-200-250-300	2,05	445PU075 □□□ *
103	64	81	45	100-125-150-175-200-250-300	2,10	445PU081 □□□ *
107	64	85	45	100-125-150-175-200-250-300	2,15	445PU085 □□□ *
117	64	95	45	100-125-150-175-200-250-300	2,23	445PU095 □□□ *
122	64	100	45	100-125-150-175-200-250-300	2,26	445PU100 □□□ *
129	64	107	45	100-125-150-175-200-250-300	2,31	445PU107 □□□ *
139	64	117	45	100-125-150-175-200-250-300	2,38	445PU117 □□□ *
147	64	125	45	100-125-150-175-200-250-300	2,49	445PU125 □□□ *
158	64	136	45	100-125-150-175-200-250-300	2,60	445PU136 □□□ *
172	64	150	45	100-125-150-175-200-250-300	2,71	445PU150 □□□ *
197	64	175	45	100-125-150-175-200-250-300	2,93	445PU175 □□□ *
222	64	200	45	100-125-150-175-200-250-300	3,17	445PU200 □□□ *
233	64	211	45	100-125-150-175-200-250-300	3,26	445PU211 □□□ *
247	64	225	45	100-125-150-175-200-250-300	3,39	445PU225 □□□ *
274	64	252	45	100-125-150-175-200-250-300	3,64	445PU252 □□□ *
283	64	261	45	100-125-150-175-200-250-300	3,71	445PU261 □□□ *
308	64	286	45	100-125-150-175-200-250-300	3,92	445PU286 □□□ *
334	64	312	45	100-125-150-175-200-250-300	4,13	445PU312 □□□ *
356	64	334	45	100-125-150-175-200-250-300	4,35	445PU334 □□□ *
384	64	362	45	100-125-150-175-200-250-300	4,59	445PU362 □□□ *

*Complete the code by inserting the value of the radius (R): Ex. 445PU050 □□□ □□

Self-Supporting Capacity Diagram

The maximum length of the self-supporting capacity ($\frac{LS}{2}$) in relationship to the weight of the cables and hoses contained per linear metre.



The red marking in the diagram area considers the difference of weight between various widths of chain.

For applications with $\frac{LS}{2}$ and weights not included in the area of the diagram showing self-supporting capacity, verify the possible use of support rollers (see page 30).

End Brackets

The end brackets set allows the two ends of the chain to be attached to the equipment. Set complete with tiewrap clamps available on request.

Nylon Type

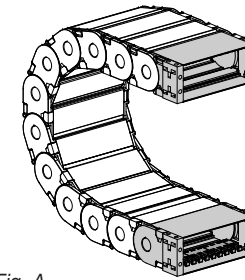
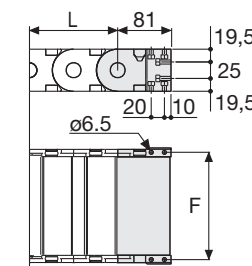


Fig. A The chain can be fixed frontally, inner or outer radius. (Fig A)



Chain Type	F mm
445PU050	63
445PU061	74
445PU075	88
445PU081	94
445PU085	98
445PU095	108
445PU100	113
445PU107	120
445PU117	130
445PU125	138
445PU136	149
445PU150	163
445PU175	188
445PU200	213
445PU211	224
445PU225	238
445PU252	265
445PU261	274
445PU286	289
445PU312	325
445PU334	347
445PU362	375

Nylon Type Part Numbers

Complete Set Assembled	AN445P□□□*KM
Complete Set Unassembled	AN445P□□□*K

Tiewrap Clamp Part Numbers

Complete Set Assembled	CFC445M□□□*KM
Complete Set Unassembled	CFC445M□□□*K

Nylon Type

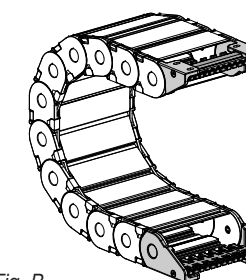
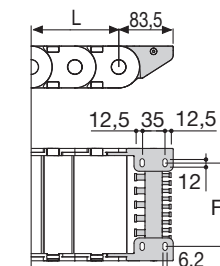


Fig. B Chain fixed outside the radius. (Fig B) See end brackets mounting variations page 31.



Chain Type	F mm
445PU050	28
445PU061	39
445PU075	53
445PU081	59
445PU085	63
445PU095	73
445PU100	78
445PU107	85
445PU117	95
445PU125	103
445PU136	114
445PU150	128
445PU175	153
445PU200	178
445PU211	189
445PU225	203
445PU252	230
445PU261	239
445PU286	254
445PU312	290
445PU334	312
445PU362	340

Nylon Type Part Numbers

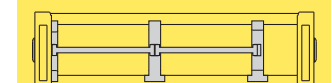
Complete Set Assembled	AN445KM□□□□
Complete Set Unassembled	AN445K□□□□

Tiewrap Clamp Part Numbers

Complete Set Assembled	SFCT445□□□□*KM
Complete Set Unassembled	SFCT445□□□□*K

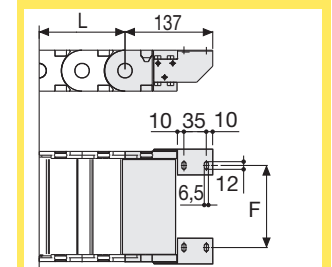
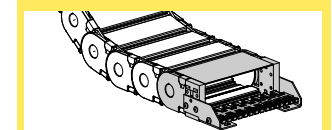
****1=Pos.1; 2=Pos.2; 3=Pos.3
5=Pos.5; 6=Pos.6

445PU Nylon Protection Cable Chain with opening covers



Separation System To choose the separators see page. 196

Bright Zinc Plated Steel Type***



F = A-44

Bright Zinc Plated Steel Type Part Numbers

Complete Set Assembled	A445P□□□*KM□□
Complete Set Unassembled	A445P□□□*K□□

* Inner width (C)
** 1=Pos.1; 2=Pos.2; 3=Pos.3
*** Available on request in stainless steel

For further information please consult Brevetti Stendato's Technical Office