

DIN60W12

12V/60W Din Rail Power Supply



■ Features:

- Constant voltage design
- European AC input range
- Protections: Short circuit / Overload / Over voltage / Over temperature
- Cooling by free air convection
 - Isolation class II
- Can be installed on DIN Rail TS-35/7 or 15
 - MTBF 200.000 h

ELECTRICAL SPECIFICATION

SELV   

MODEL	DIN60W12					
OUTPUT						
Rated Voltage	12V					
Rated Current	5A					
Current Range	0 ÷ 5A					
Rated Power	60W					
No Output Voltage (max)	12.6V					
Voltage Adjustment Range [6]	10.7-13.5V					
Line Regulation	± 1%					
Load Regulation	± 2%					
Tolerance [3]	± 5%					
Ripple & Noise (max.) [2]	150mVp-p					
Setup,Rise Time [4]	max. 460ms, max. 30ms / 230VAC at full load					
Hold up Time (typ.)	110ms at full load and 230VAC nominal line					
INPUT						
Voltage Range	180 ÷ 264VAC					
Frequency Range	47 ÷ 63Hz					
Inrush current (max.)	40A at 230VAC cold start at 25°C					
Efficiency (typ.)	82.06% - Average (25%+50%+75%+100%)/4					
AC Current (typ.)	0.7A / 230VAC					
Leakage current	<1.5mA at 50/60Hz 240VAC INPUT					
Max. No. Of PSU on Circuit Breaker	B10	B16	C10	C16	D10	D16
	8	13	8	13	17	27
No load Power Consumption (max.)	<0.5W					

DIN60W12

12V/60W Din Rail Power Supply



PROTECTIONS

Over Current	Range 120 ÷ 200% Type: hiccup mode. Recovers automatically after fault condition is removed.
Short Circuit	Type: hiccup mode. Recovers automatically after fault condition is removed.
Over Voltage	22-30V Type: hiccup mode. Recovers automatically after fault condition is removed.
Over Temperature	Range: NTC detect Type: shut down output voltage. Re-power on to recovery.

WORKING ENVIRONMENT

Working Temperature	-20°C ÷ +50°C, ambient derate each output at 4.0% per degree from 50°C to 60°C
Operating humidity	5 ÷ 95% RH (non-condensing)
Storage Temperature and Humidity	-40°C ÷ +85°C, 5 ÷ 95% RH (non-condensing)

SAFETY and EMC REGULATIONS

Safety Standards	Compliance to EN 62368-1
Withstand Voltage	IN/OUT: 3kVAC, IN/GND: 2kVAC, OUT/GND: 0.5kVAC
EMC Emission	Compliance to EN55032
EMC Immunity	Compliance to EN55035
Harmonic Current	Compliance to EN61000-3-3; EN61000-3-2

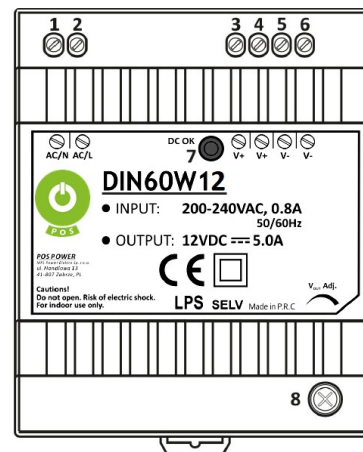
OTHERS

Dimensions	78 x 93 x 56mm (L x W x H)
Weight and Packing	241g; 50pcs./box; weight box and dimensions: 13kg; 45.6 x 22 x 34 cm

MECHANICAL SPECIFICATION

PIN ASSIGNMENT

NO.	Assignment
1	Input: AC/N
2	Input: AC/L
3,4	Output: U _{OUT} +
5,6	Output: U _{OUT} -
7	LED indication for power on
8	U _{OUT} adjustment

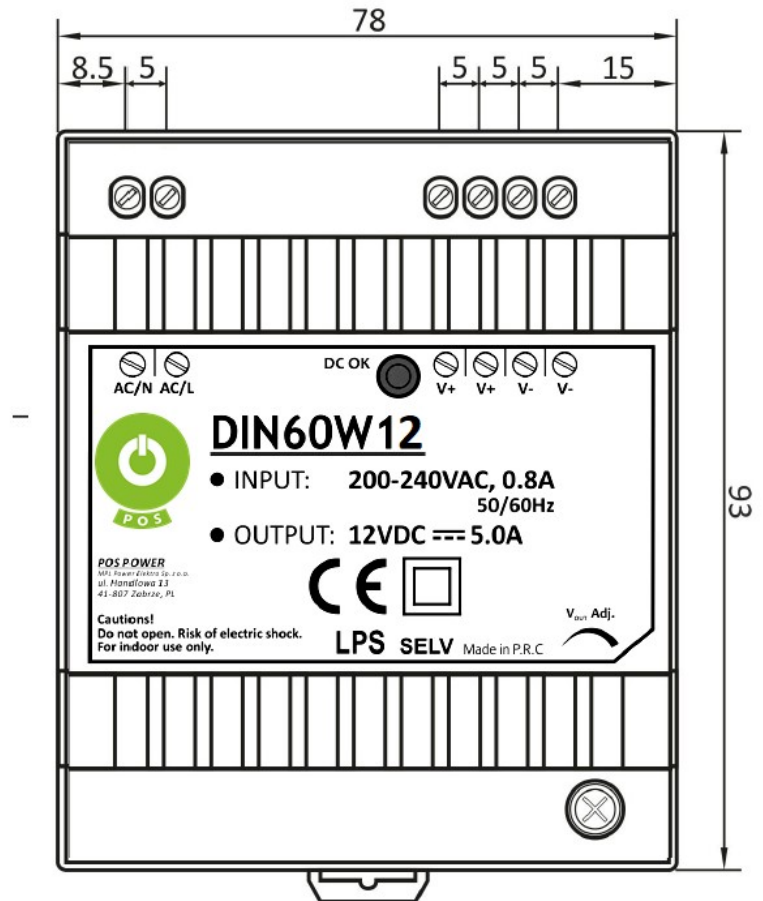
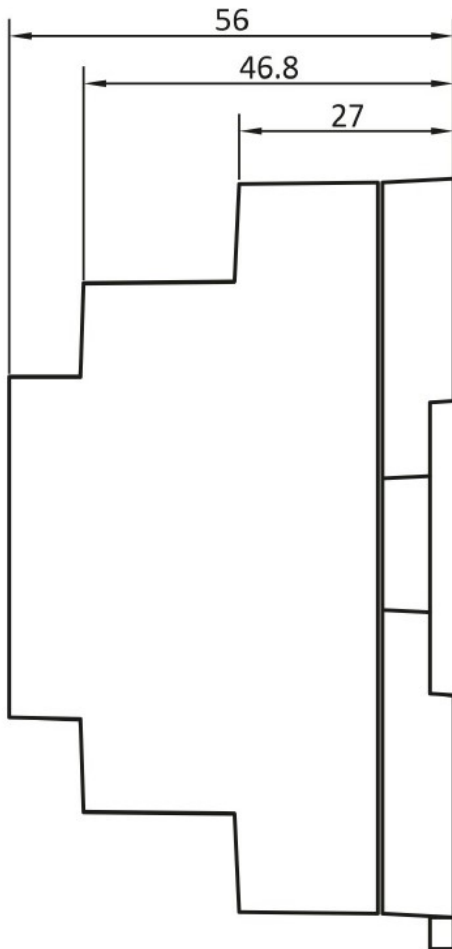


DIN60W12

12V/60W Din Rail Power Supply



MECHANICAL SPECIFICATION:



1. All parameters NOT specially mentioned are measured at 230VAC input, rated load and 25°C of ambient temperature.
2. Ripple & noise are measured at 20MHz of bandwidth by using a 12" twisted pair-wire terminated with a 0.1 μ F i 47 μ F parallel capacitor.
3. Tolerance includes set up tolerance, line regulation and load regulation.
4. Setup and rise time is measured from 0 to 90% rated output voltage.
5. Power supply is considered as component not intended to apply by end-user. Power supply meets safety and EMC standards however the final equipment with power supply must be re-quality to comply with EMC Directives.
6. By built-in potentiometer.