



DC COMPONENTS CO., LTD.

RECTIFIER SPECIALISTS

MMSZ5221B
THRU
MMSZ5267B

TECHNICAL SPECIFICATIONS OF SURFACE MOUNT SILICON ZENER DIODES

FEATURES

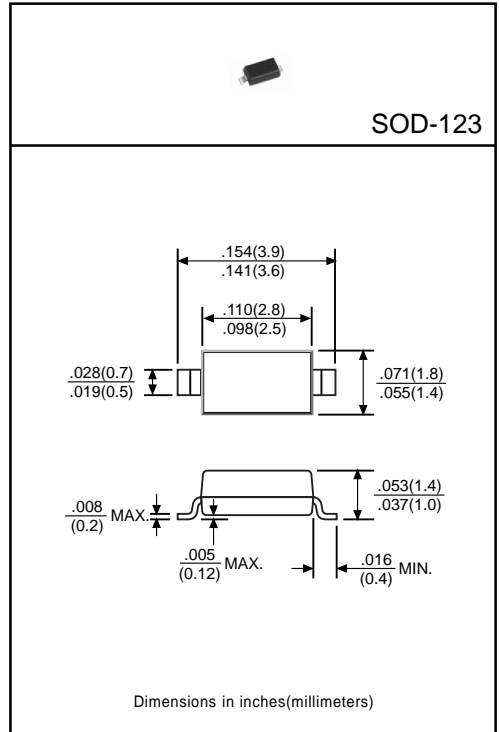
- * Planar Die construction
- * Zener Voltages from 2.4V - 75V
- * 500mW Power Dissipation
- * Ideally Suited for Automated Assembly Processes

MECHANICAL DATA

- * Case: Molded Plastic
- * Terminals: Solder plated, solderable per MIL-STD-202, Method 208
- * Polarity: See Diagram Below
- * Mounting position: Any
- * Weight: 0.008 gram Approx.

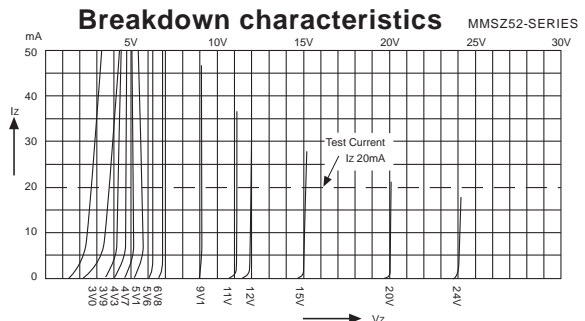
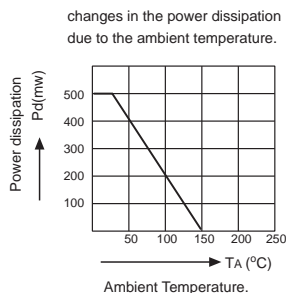
MAXIMUM RATINGS AND ELECTRICAL CHARACTERISTICS

Ratings at 25 °C ambient temperature unless otherwise specified.
Single phase, half wave, 60 Hz, resistive or inductive load.
For capacitive load, derate current by 20%.



	SYMBOL	VALUE	UNITS
Zener Current see Table "Characteristics"			
Maximum Power Dissipation @TA=25°C	Ptot	410	mW
Maximum Forward Voltage @IF=10mA	VF	0.9	Volts
Typical Thermal Resistance	RθJA	556	°C/W
Operating and Storage Temperature	TJ,Tstg	-55 to +150	°C

- Note: 1. Suffix "S" indicates "SOD-323" package. (e.g.: MMSZ5221BS.....,MMSZ5267BS)
2. Substituting "MMFZ" for "MMSZ" and adding suffix "S" indicates "SOD-323F" package. (e.g.: MMFZ5221BS.....,MMFZ5267BS)



RATING AND CHARACTERISTIC CURVES (MMSZ5221B THRU MMSZ5267B)

TYPE	Nominal Zener Voltage $V_Z @ I_{ZT}$	Zener Test Current I_{ZT}	Maximum Zener Impedance			Maximum Reverse Leakage Current	
	Volts	mA	$Z_{ZT} @ I_{ZT}$	$Z_{ZK} @ I_{ZK}$	I_{ZK}	$I_R @ V_R$	
			Ohms	Ohms	mA	μA	Volts
MMSZ5221B	2.4	20	30	1200	0.25	100	1.0
MMSZ5222B	2.5	20	30	1250	0.25	100	1.0
MMSZ5223B	2.7	20	30	1300	0.25	75	1.0
MMSZ5225B	3.0	20	29	1600	0.25	50	1.0
MMSZ5226B	3.3	20	28	1600	0.25	25	1.0
MMSZ5227B	3.6	20	24	1700	0.25	15	1.0
MMSZ5228B	3.9	20	23	1900	0.25	10	1.0
MMSZ5229B	4.3	20	22	2000	0.25	5	1.0
MMSZ5230B	4.7	20	19	1900	0.25	5	2.0
MMSZ5231B	5.1	20	17	1600	0.25	5	2.0
MMSZ5232B	5.6	20	11	1600	0.25	5	3.0
MMSZ5233B	6.0	20	7	1600	0.25	5	3.5
MMSZ5234B	6.2	20	7	1000	0.25	5	4.0
MMSZ5235B	6.8	20	5	750	0.25	3	5.0
MMSZ5236B	7.5	20	6	500	0.25	3	6.0
MMSZ5237B	8.2	20	8	500	0.25	3	6.0
MMSZ5238B	8.7	20	8	600	0.25	3	6.5
MMSZ5239B	9.1	20	10	600	0.25	3	6.5
MMSZ5240B	10	20	17	600	0.25	3	8.0
MMSZ5241B	11	20	22	600	0.25	3	8.4
MMSZ5242B	12	20	30	600	0.25	2	9.1
MMSZ5243B	13	9.5	13	600	0.25	1	9.9
MMSZ5244B	14	9.0	15	600	0.25	0.5	10
MMSZ5245B	15	8.5	16	600	0.25	0.1	11
MMSZ5246B	16	7.8	17	600	0.25	0.1	12
MMSZ5247B	17	7.4	19	600	0.25	0.1	13
MMSZ5248B	18	7.0	21	600	0.25	0.1	14
MMSZ5249B	19	6.6	23	600	0.25	0.1	14
MMSZ5250B	20	6.2	25	600	0.25	0.1	15
MMSZ5251B	22	5.6	29	600	0.25	0.1	17
MMSZ5252B	24	5.2	33	600	0.25	0.1	18
MMSZ5253B	25	5.0	35	600	0.25	0.1	19
MMSZ5254B	27	4.6	41	600	0.25	0.1	21
MMSZ5255B	28	4.5	44	600	0.25	0.1	21
MMSZ5256B	30	4.2	49	600	0.25	0.1	23
MMSZ5257B	33	3.8	58	700	0.25	0.1	25
MMSZ5258B	36	3.4	70	700	0.25	0.1	27
MMSZ5259B	39	3.2	80	800	0.25	0.1	30
MMSZ5260B	43	3.0	93	900	0.25	0.1	33
MMSZ5261B	47	2.7	105	1000	0.25	0.1	36
MMSZ5262B	51	2.5	125	1100	0.25	0.1	39
MMSZ5263B	56	2.2	150	1300	0.25	0.1	43
MMSZ5264B	60	2.1	170	1400	0.25	0.1	46
MMSZ5265B	62	2.0	185	1500	0.25	0.1	47
MMSZ5266B	68	1.8	230	1600	0.25	0.1	52
MMSZ5267B	75	1.7	270	1400	0.25	0.1	56

NOTE: Standard Zener Voltage Tolerance $\pm 5\%$



DC COMPONENTS CO., LTD.