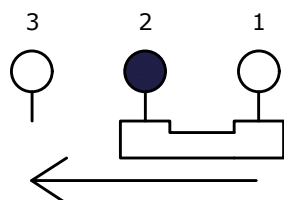
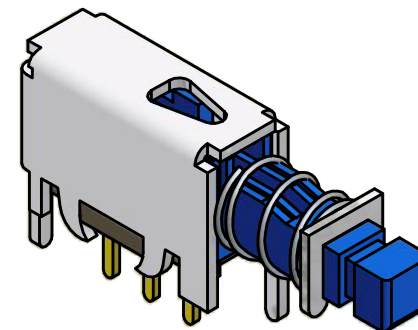
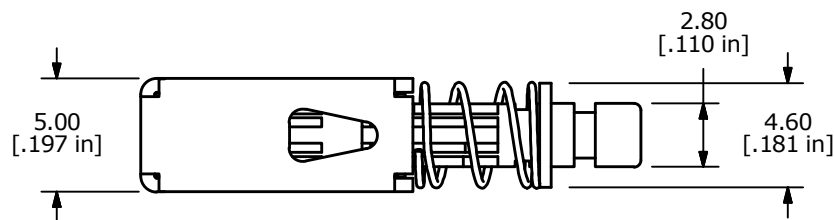
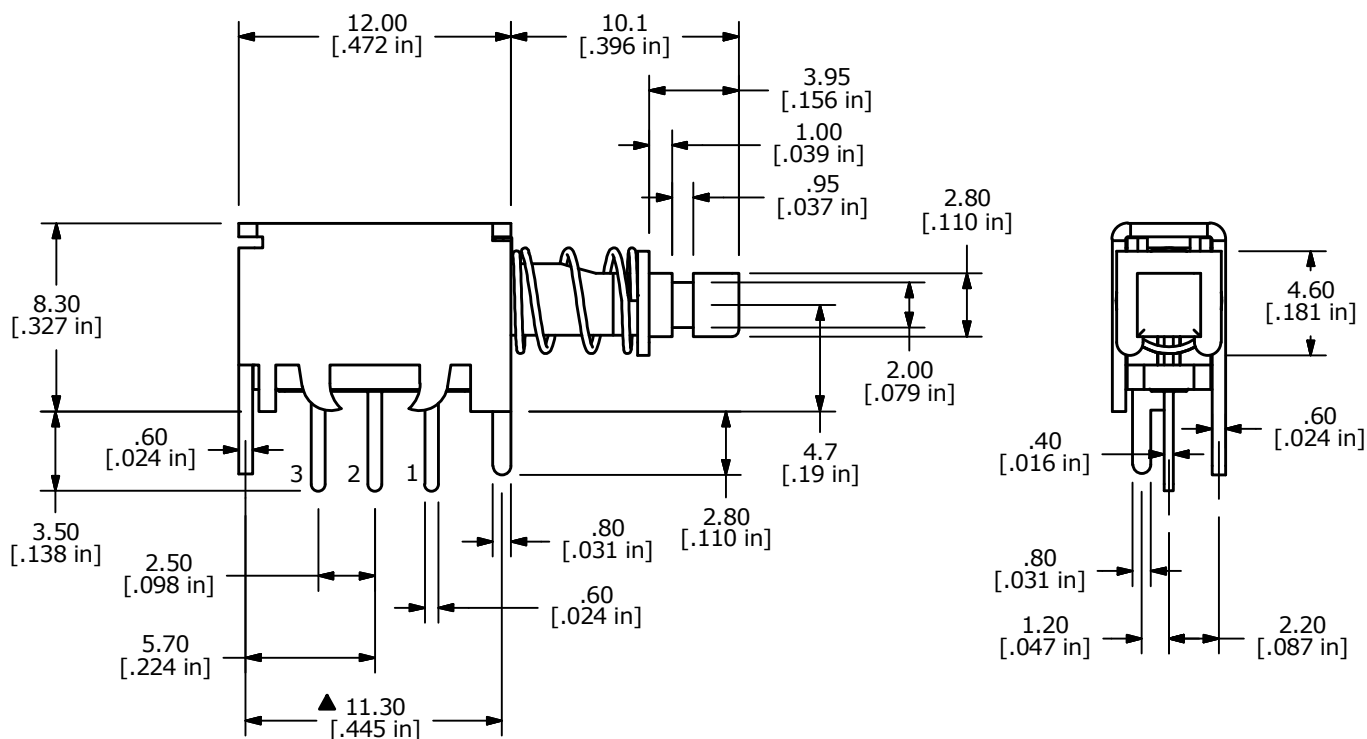


P.C.B. LAYOUT



CIRCUIT: SPDT  
NON-SHORTING



- NOTES:
1. ALL DIMENSIONS IN MM.
  2. GENERAL TOLERANCE: X.X = ± 0.4  
X.XX = ± 0.25
  3. TERM. NOS. FOR REFERENCE ONLY.
  - ▲ 4. RATING: DC 30V, 0.3A
  - ▲ 5. ACTUATION FORCE: 230 ± 100 GF
  6. TOTAL TRAVEL: 3.5 MM
  7. TRAVEL TO LOCK: 2.5 MM
  8. ▲ DENOTES CRITICAL PARAMETER.
  9. 2002/95/EC (ROHS) COMPLIANT

C	22327	Update Print, Redraw in new format	5/27/16	MW
B	18957	SHOW SPRING IN VIEWS	3/18/10	BLR
A	-	RELEASED FOR PRODUCTION	3/18/10	-
REV	PCR NO	DESCRIPTION	DATE	BY



TITLE LC1258EENP				
SCALE	DATE	DR	DWG	REV
3:1	3/18/2010	BLR	P070130	C

THE INFORMATION CONTAINED IN THIS DOCUMENT IS PROPRIETARY TO E-SWITCH AND IS NOT TO BE COPIED OR TRANSFERRED