

Ionizing air nozzle



KZ-10A

Operation Manual

Please read carefully before using it!

Read carefully before use

- Thanks for use our KZ-10A ionizer
- Read the manual before operation
- Please put the manual in a place where it can be seen at any time.
- Please use it according to the method recorded in the specification and operating manual; otherwise, the company assumes no responsibility.

Please observe the following precautions for security

- 1, Connect compressed air first and then connect with power. It will cause inside ozone increase if connect the power first, and this will inflect the device and environment
- 2, Do not install the unit on a shock or thump device
- 3, Use clean air without oil and water
- 4, Do not use our product if the air contains these materials: organic solvent, organic phosphate engine oil, sulphurous acid, chlorine and acid
- 5, Please do not use the emitter from other source. And do not reform it also. Otherwise, it will cause breakdown, functional problems

6, The life of the emitter differs due to application environment and conditions. If the application environment is critical (for example, environment with too high humidity) or the spray point hasn't been cleaned for a long time; its performance may be declined. Therefore, must carry out maintenance regularly.

7, Make sure inside of the tube is clean before connect the compressed air, it will cause block and abnormal running if the tube is mixed with cuttings and rust

8, The product is equipped with precision electronic components. Do not punch, drop and impact onto the unit. It will cause damage outside of the surface, and probably cause damage inside

Brief introduction

Stationary type static eliminator, light weight, small size, no static interference, safety in operation, equip with HV normal and abnormal indicator light

Connect the compressed air before powering

Adopt pulse AC type, distribute positive and negative ions from the emitter needle by compressed air, with superior performance in ion balance, can realize static eliminate from point to big area. Various of nozzle heads for optional, suitable for different applications

Characteristics

- Auto ion balance system, can achieve $0 \pm 10V$
- Internal HV system, small size, safe and convenient
- Equip with normal running and HV abnormal alarm indicator light
- Can equip with different nozzle heads
- Tungsten alloy emitter for a long life time
- Metal sprayed internal wall, shield the hole device from grounding
- Various nozzle heads for different applications

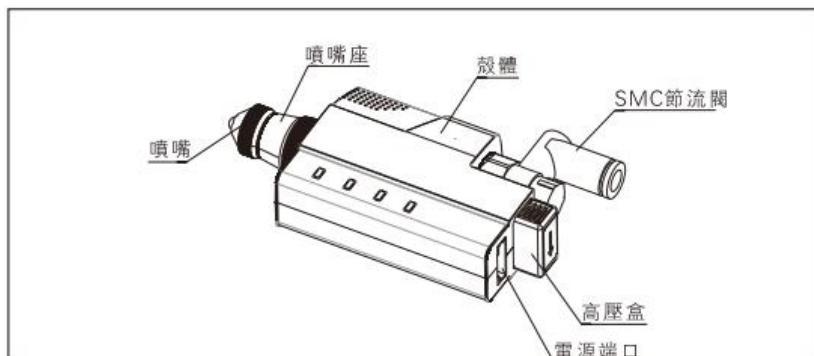
Remark: Compressed air for functional, static elimination and dust remove, compressed air range: 0.05-0.5 MPa

1, Use 0.1-0.3MPa for static elimination purpose

2, Use 0.3-0.5MPa for dust removal purpose

Structure Diagram

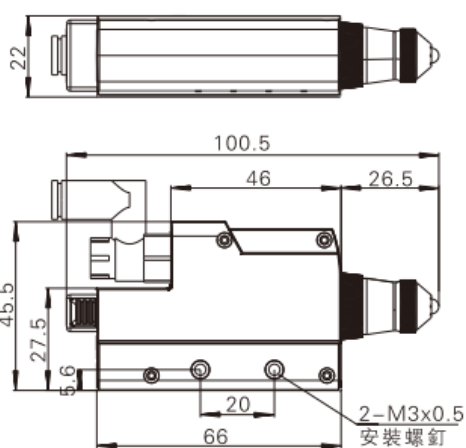
噴嘴 Nozzle head 噴嘴座 Nozzle base 壳体 Nozzle body SMC 节流閥 SMC throttle valve 高压盒 HV box 电源端口 Power port



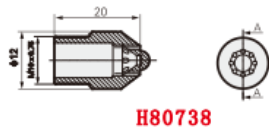
Breakdown drawing

1, HV box cover 2, Iron oxide circuit board 3, Discharge needle assembly
 4, HV box 5, Power port 6, Rubber mat
 7, Right side of housing LED light 8, Discharge needle ring 9, Nozzle holder
 10, Ceramic tube 11, Nozzle 12, Left side of housing
 13, Inlet tube base 14, Throttle valve 15, Iron oxide

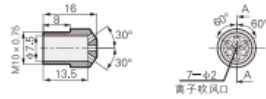
Dimension



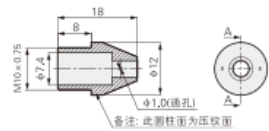
Nozzle head optional:



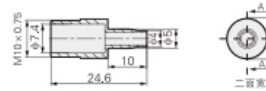
H80738



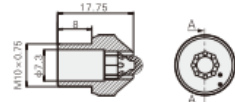
H80012



H80013



H80568



H81480

Technical parameters		
Model	KZ-10A	
HV Output	2200V	
Current	500mA	
LED Indicator	Static elimination normal	LED Green light
	Static elimination abnormal	LED Red light
Air applied	Air (clean air)	
Air pressure range	0.05-0.5MPa	
Applied environment	Temperature 0-40°C (No condensation)	
	Humidity 30-70% RH (No water drop condensation)	
Ion generated type	High frequency AC type	
Ion balance	0±10V	
Ozone concentration	≤0.03ppm	
Tube diameter	φ6mm	
Dimension	104.5x56.5x22mm	
Weight	0.09kg	
Filter precision	0.01um	
Filter efficiency	99.9%	

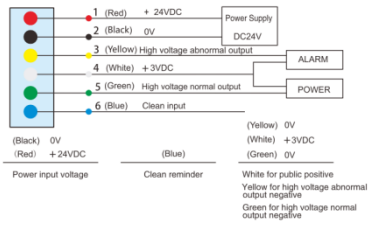
Remark:

- 1, First connect the compressed air, and power connect after
- 2, Ion balance tested under our testing condition, contact for more
- 3, Filter is optional

Anti-static test condition			
Operating voltage: DC24V Test voltage: ±1000V-±100V Ambient temperature: 23°C±2°C			
Distance		150mm	300mm
Decay time	Positive	0.5s	0.8s
	Negative	0.6s	0.9s
Ion balance	Positive	< 0±10V	
	Negative		

Remark: Static elimination performance (In accordance with ANSI ESD SP3.3-2006)

Power and signal wiring diagram



Maintenance

Open the nozzle head, take out ceramic tube, clean the tungsten emitter with alcohol dipped cotton bud



After sale service

1, Warranty

One year warranty time for KESD products, repair and replace free for the problem caused by the material and structure

2, Service after warranty

Repair service constantly for KESD products

Feedback from users

Operate in correct ways, follow the operation manual, thanks for your valuable feedback on our products

Product Name	No	
Production Date		