

IT DALI 42/220...240/1A0 CS

ICUTRONIC DALI CS | Constant Current Compact – Dimmable

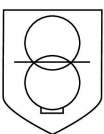


Product family features

- Supply voltage: 220...240 V
- Line voltage: 198...264 V
- Line frequency: 0 Hz | 50 Hz | 60 Hz
- Lifetime: up to 50,000 h (temperature at max. t_c)
- Type of protection: IP20

Product family benefits

- Safety ensured by OSRAM (SELV)
- DALI-2 certified
- High flexibility due to eight different output currents
- Touch DIM application: easy to control via pushbutton or sensor
- Easy to use in corridors and restrooms because of three-level Corridor function
- Higher quality of light thanks to low output ripple current
- Small housing for flexible luminaire designs
- Housing from 80% recycled plastic



Specifications are subject to changes without notice.

www.inventronicsglobal.com

© 2024, Inventronics GmbH. All rights reserved. Inventronics is a license of the OSRAM brand. OSRAM is a trademark of ams OSRAM

support@inventronicsglobal.com

Areas of application

- Offices
- Shops
- Hospitality
- Panels, spotlight, downlight, and other indoor LED luminaires
- Suitable for indoor SELV equivalent installations
- Suitable for luminaires of protection classes I and II
- Installation in emergency lighting systems according to IEC 61347-2-3, appendix J

Technical data

Electrical data

Nominal input voltage	220...240 V
Mains frequency	0/50/60 Hz
Input voltage AC	198...264 V ¹⁾
Input voltage DC	176...276 V
Current set	DipSwitch
Total harmonic distortion	< 10 % ²⁾
Power factor λ	0.87C...0.99
Efficiency in full-load	89 % ³⁾
Device power loss	5.4 W ⁴⁾
Protective conductor current	<0.7 mA
Inrush current	30 A ⁵⁾
Max. ECG no. on circuit breaker 10 A (B)	18
Max. ECG no. on circuit breaker 16 A (B)	28
Surge capability (L/N-Ground)	2 kV
Surge capability (L-N)	1 kV
Nominal output voltage	15...42 V ⁶⁾
U-OUT (working voltage)	60 V
Nominal output current	700 mA / 750 mA / 800 mA / 850 mA / 900 mA / 950 mA / 1000 mA / 1050 mA ⁷⁾
Default output current	900 mA
Output current tolerance	± 5 %
Output ripple current (100 Hz)	< 5 % ⁸⁾
Output PSTLM	≤ 1
Output SVM	≤ 0.4
Nominal output power	10.5...42 W ⁹⁾
Maximum output power	42 W
Galvanic isolation DALI/mains	Basic
Galvanic isolation DALI/output	SELV
Networked standby power	<0.50 W ³⁾

1) Permitted voltage range

2) At full load, 220...240 V, 50 Hz / see graphs

3) at 230 V, 50 Hz

4) At 230 V, Input power 42.7 W max.

5) $t_{width} = 100 \mu s$ (measured at 50 % I_{peak})

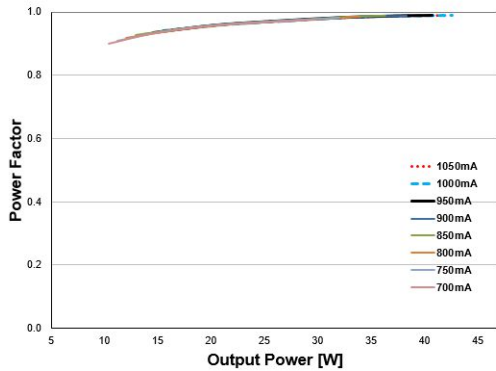
6) Maximum 60 V

7) Default current: 900 mA

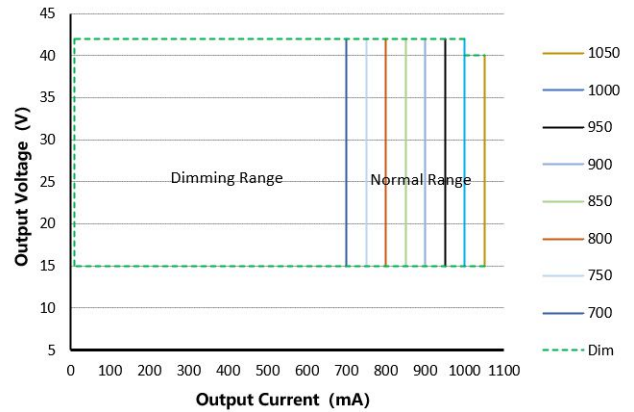
8) Ripple average at 100 Hz

9) Partial load 10.5...42 W

Typical Power Factor v Load



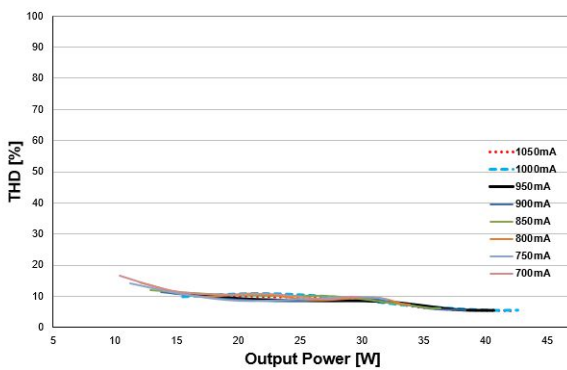
Operating Window



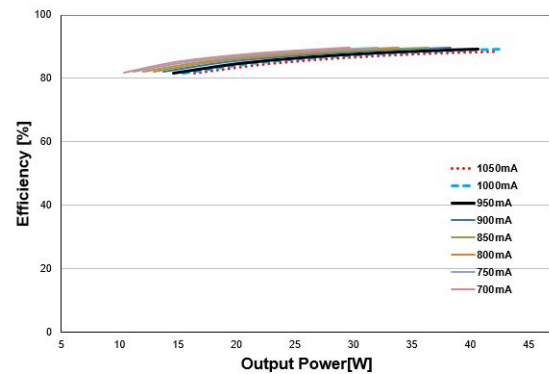
IT DALI 42 220 240 1A0 CS Typical Power Factor Vs Load

IT DALI 42 220 240 1A0 CS Typical Operating Window

Typical THD v Load



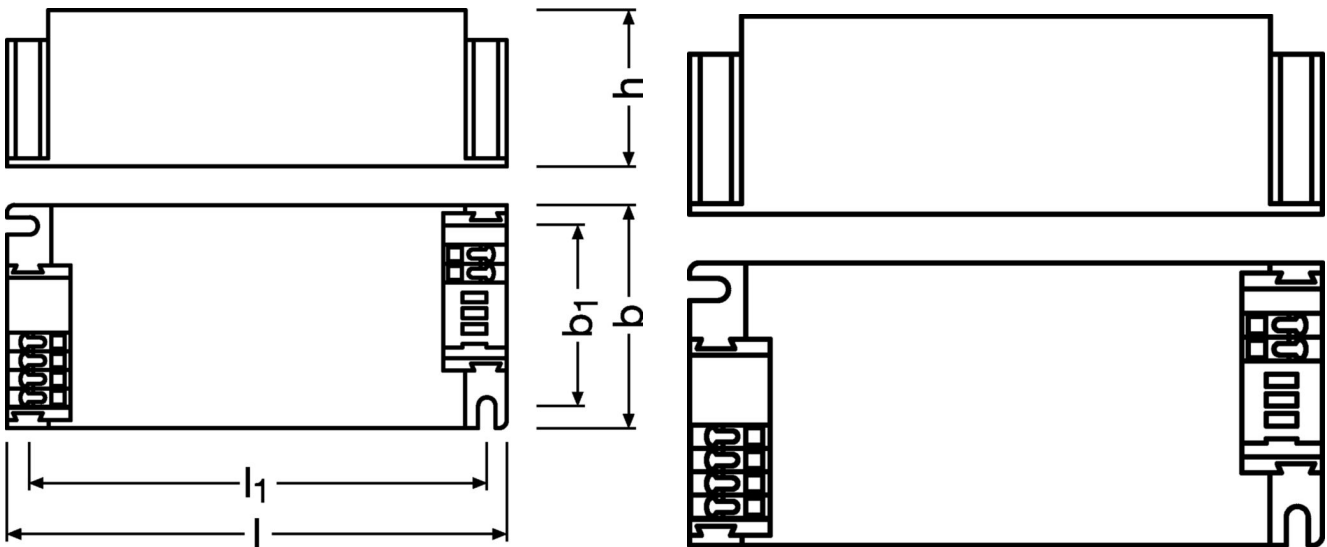
Typical Efficiency v Load 230 V 50 Hz



IT DALI 42 220 240 1A0 CS Typical THD Vs Load

IT DALI 42 220 240 1A0 CS Typical Efficiency Vs Load 230V 50Hz

Dimensions & weight



Length	97.0 mm
Width	43.0 mm
Height	29.5 mm
Mounting hole spacing, length	88.0 mm
Mounting hole spacing, width	34.0 mm
Cable cross-section, input side	0.5...1.5 mm ² / 0.75...1.5 mm ² ¹⁾
Cable cross-section, output side	0.5...1.5 mm ² / 0.75...1.5 mm ² ¹⁾
Wire preparation length, input side	7...8 mm
Wire preparation length, output side	7...8 mm
Product weight	137.50 g

1) Build in/ Independent

Colors & materials

Casing material	Plastic
Product color	White

Temperatures & operating conditions

Ambient temperature range	-20...+50 / -20...+45 °C
Maximum temperature at tc test point	80 °C ¹⁾
Max.housing temperature in case of fault	110 °C
Temperature range at storage	-25...85 °C
Permitted rel. humidity during operation	5...85 % ²⁾

1) Maximum at the Tc-point

2) Maximum 56 days/year at 85 %

Lifespan

ECG lifetime	50000 h ¹⁾
---------------------	-----------------------

1) At maximum $T_c = 80^\circ\text{C}$ / 10% failure rate

Additional product data

Encapsulated	No
---------------------	----

Capabilities

Programming interface	Dipswitch
Control interface	DALI-2
Dimmable	Yes
Dimming interface	DALI-2 / Touch DIM / Corridor
Dimming range	1...100 % ¹⁾
Dimming method	Amplitude Modulation
Constant lumen function	No
Max. cable length to lamp/LED module	2.0 m ²⁾
Suitable for fixtures with prot. class	I / II
Suitable for emergency lighting	Yes
Type of connection, input side	Push terminal
Type of connection, output side	Push terminal
Suitable for through-wiring	No
Number of channels	1
Overheating protection	Automatic reversible
Overload protection	Automatic reversible
Short-circuit protection	Automatic reversible
Intended for no-load operation	No
No-load proof	Yes

1) For maximum nominal output current

2) Output wires must be routed as close as possible to each other

Programming

Programming device	DALI / DIPswitch
Tuner4TRONIC	Yes
Tuner4TRONIC Field App	No
Box programming	No

Programmable features

Emergency Mode	Yes
DALI Settings	Yes
TouchDIM + Sensor	Yes
Corridor Functionality	Yes
Dim to Dark	No
Soft Switch Off	No
Tuning Factor	No
Configuration Lock	Yes
Driver Guard	No
Emergency Mode	Yes

Certificates & standards

Approval marks – approval	CE / ENEC / EL / RCM / UKCA / CCC / KC / BIS
Standards	Acc. to IEC 61347-1 / Acc. to IEC 61347-2-13 / Acc. to EN 55015 / Acc. to IEC 61547 / Acc. to IEC 61000-3-2 / Acc. to IEC 62384
Type of protection	IP20
Protection class	II

Logistical data

Commodity code	85044083900
----------------	-------------

Environmental information

Information according Art. 33 of EU Regulation (EC) 1907/2006 (REACH)	
Date of Declaration	24-03-2024
Primary Article Identifier	4062172306256
Declaration No. in SCIP database	In work

Download Data

File		
Certificates	PDF	▶ SG PSB LE 04172 CB of IT DALI CS-20220606
Certificates	PDF	▶ U6 084117 0120 ENEC of IT DALI CS 20220610
Certificates	PDF	▶ CCC of IT DALI 30 42 CS 9C1 4418206 EN
Certificates	PDF	▶ NSW28035 of IT DALI CS 9C1 4420862 EN 00
CAD data	Compressed	▶ IT DALI CS STEP 050623
CAD data PDF	Compressed	▶ IT DALI CS CAD3PDF 050623
Mandatory Publications	PDF	▶ IT DALI CS CE 4414207 190723
Mandatory Publications	PDF	▶ IT DALI CS UK DoC 4414208 190723
User instruction	PDF	▶ ICUTRONIC LED Power Supply

Ecodesign regulation information:

Intended for use with LED modules.

The forward voltage of the LED light source shall be within the defined operating window of the control gear in all operating conditions including dimming if applicable.

Separate control gear and light sources must be disposed of at certified disposal companies in accordance with Directive 2012/19/EU (WEEE) in the EU and with Waste Electrical and Electronic Equipment (WEEE) Regulations 2013 in the UK. For this purpose, collection points for recycling centres and take-back systems (CRSO) are available from retailers or private disposal companies, which accept separate control gear and light sources free of charge. In this way, raw materials are conserved and materials are recycled.

Logistical Data

Product code	Product description	Packaging unit (Pieces/Unit)	Dimensions (length x width x height)	Volume	Gross weight
4062172306256	IT DALI 42/220...240/1A0 CS	Shipping carton box 20 Pieces	228 x 208 x 78 mm	3.70 dm ³	2953.00 g

The mentioned product code describes the smallest quantity unit which can be ordered. One shipping unit can contain one or more single products. When placing an order, for the quantity please enter single or multiples of a shipping unit

Data privacy

This OSRAM driver can be configured using the Tuner4TRONIC software. This requires registering on www.myosram.com and downloading the Tuner4TRONIC software from the Internet. The Tuner4TRONIC software enables users to access and view the operational data of a luminaire or driver via the corresponding programming interfaces. A password key (Config Lock) must be set up in the driver via the Tuner4TRONIC software in order to control which users can access and view operational data. Follow the instructions for password setup. To grant an external person or company rights to access or view operational data, you can assign password keys. In this case, however, you are responsible for ensuring that the third party concerned takes notice of the information described here.

However, OSRAM can read out operating data from devices for maintenance and service purposes even when a password key has been assigned. In individual cases, OSRAM will also use its access rights in order to optimize or improve driver hardware and driver functions. In accordance with data privacy principles, any user of operating data (luminaire manufacturers, third parties with access rights) must ensure that personal data (e.g. name, address, location IDs) are only merged with the prior written consent of the person (end user) concerned. The respective user of the operating data is responsible for providing evidence of consent.

Disclaimer

Subject to change without notice. Errors and omission excepted. Always make sure to use the most recent release.

Accessories Optional

Product description	Accessory name	Accessory code
IT DALI 42/220...240/1A0 CS	OT CABLE CLAMP D-STYLE	▶ 4052899077904
IT DALI 42/220...240/1A0 CS	OT CABLE CLAMP D-STYLE	▶ 4062172345507
IT DALI 42/220...240/1A0 CS	OT CABLE CLAMP D-STYLE DA TL	▶ 4062172349208