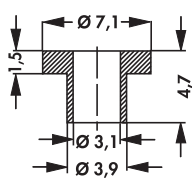
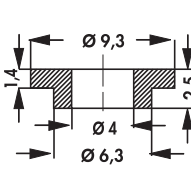
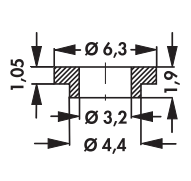
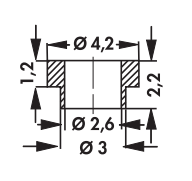
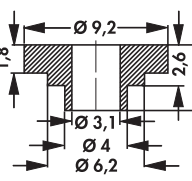
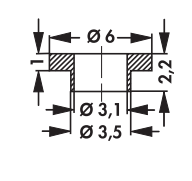
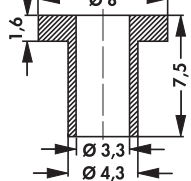
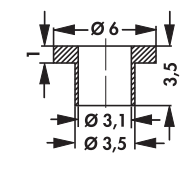
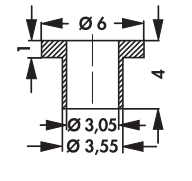
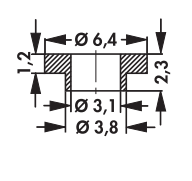
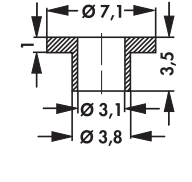
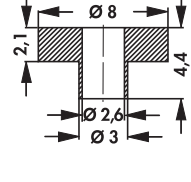
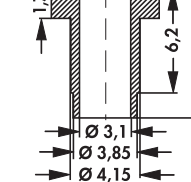
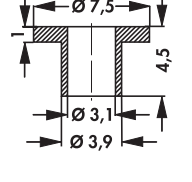
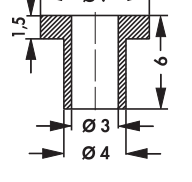
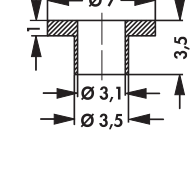
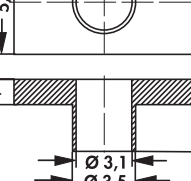
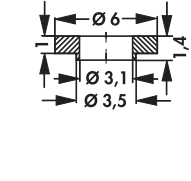


Insulating bush

				
art. no. IB 1 / IBT 1	art. no. IB 2 / IBT 2	art. no. IB 3 / IBT 3	art. no. IB 4 / IBT 4	art. no. IB 5
				
art. no. IB 6 / IBT 6	art. no. IB 7 / IBT 7	art. no. IB 8 / IBT 8	art. no. IB 9 / IBT 9	art. no. IB 10 / IBT 10
				
art. no. IB 11 / IBT 11	art. no. IB 12 / IBT 12	art. no. IB 13	art. no. IB 14 / IBT 14	art. no. IB 15 / IBT 15
				
art. no. IB 16	art. no. IB 17	art. no. IB 18 / IBT 18		

	IB 1 - IB 7 / 18	IBT 1 - IBT 15 / 18	IB 8 - IB 17
material	polyamide 4.6, GF reinforced	PTFE (teflon)	thermoplastic resin
form stability	-40°C ... +250°C (1.8 MPa)	-260°C ... +250°C	-40°C ... +200°C
dielectric strength	30 kV/mm	40 kV/mm	38 kV/mm
class of flammability		UL 94 V-0	

Mica wafers
Thermal conductive material
Mounting for TO 3 angle
Insulating distance sleeves

→ E 19
→ E 2 - 5
→ A 125
→ E 32 - 128

Aluminium oxide wafers
Thermal conductive paste
Thermal conductive glue
Technical introduction

→ E 17 - 18
→ E 21 - 22
→ E 23 - 24
→ A 2 - 8

E 52

A

B

C

D

E

F

G

H

I

K

L

M

N