

# ESD-R-NC23 Toroidal Nanocrystal Cores for Round Cables for Low & High Frequency (with case)

## Overview

The KEMET ESD-R-NC23 Series solid toroidal cores are designed for use on round cables. KEMET's nanocrystal material allows effective noise suppression in a wide frequency range, which is an impressive solution for any conducted or radiated noise in the kHz to MHz regions. EMI cores are part of a family of passive components which address the issues of noise or electromagnetic interference (EMI) in circuits or systems.

## Applications

- General purpose inverters
- HVAC
- Air conditioners
- Power conditioners
- Industrial equipment
- Business multifunction printers

## Benefits

- Wide frequency range
- Solid construction
- From small to large diameter ring type
- Wide operating temperature range from  $-40^{\circ}\text{C}$  to  $+120^{\circ}\text{C}$
- UL94 V-0 flame retardant rated case



## Part Number System

ESD-	R-	291216H-	NC	23
Series	Shape Type	Core Size OD & ID & T Code (mm)	Core Material	Material Specification
ESD-	Ring	See Table 1	Nanocrystal	23

## Turns and Impedance Characteristics

When the desired performance of an EMI core cannot be obtained with a single pass through the core, the impedance characteristics can be changed with multiple turns.

A turn is counted by the number of lead-wire windings which pass through the inner hole of the core. Windings on the outside of the core do not count.

See Figure 1 for examples of one, two, and three turns.

Adding turns will result in higher impedance while also lowering the effective frequency range.

See Figure 2 for an example.

## Core Material and Effective Frequency Range

The Nanocrystal core material is typically effective for frequencies in the broadband range. See Figure 3.

It is recommended to measure the actual frequency range effectiveness in the target application.

Figure 1 – How to count turns

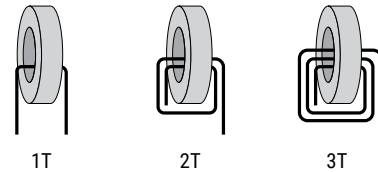


Figure 2 – Relationship between impedance and turn count. (Representative example: ESD-R-16C)

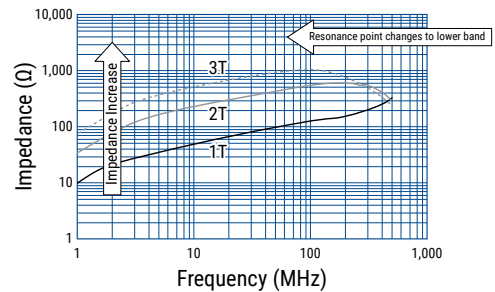
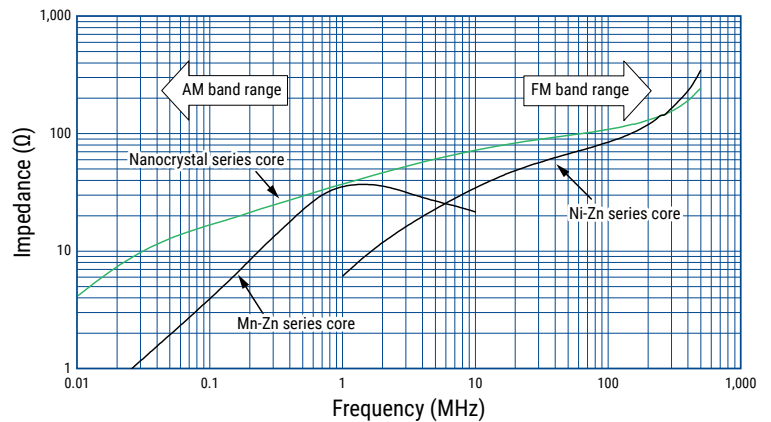


Figure 3 - Effective band range of Nanocrystal core material. (Representative example, measured with same-dimension ring core)



## Magnetic Permeability of Ferrite Material

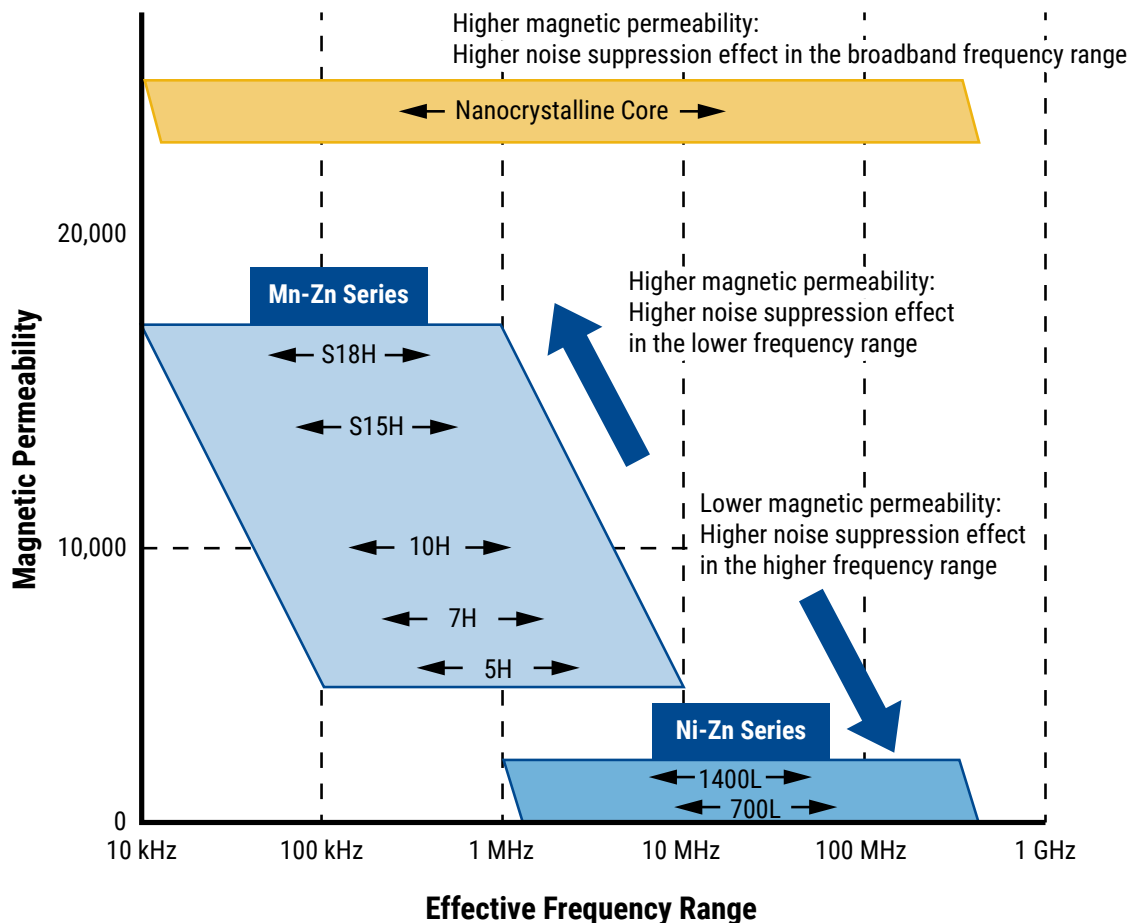
In order to achieve most efficient noise reduction, it is important to select the material according to the target frequency band. Depending on its magnetic permeability, a particular ferrite material or metal material will be effective in a certain frequency band. A schematic representation of the relationship between the magnetic permeability of each material and the corresponding effective band range is shown in Figure 4.

Ferrite materials with higher magnetic permeability are effective in the lower frequency range, while those with lower magnetic permeability are effective in the higher frequency range. Thus, Mn-Zn products are mainly used for reducing conduction noise, while Ni-Zn products are commonly used for radiation noise countermeasures. Metal materials on the other hand are effective throughout the broadband frequency range, in low as well as high frequencies.

The effective frequency range varies depending on core shape, size and number of turns. This frequency dependence of the magnetic permeability as shown in the figure serves for reference purposes only and it should be tested on the actual device to determine its effectiveness.

S18H, S15H, 10H, 7H, 5H, 1400L and 700L are KEMET’s proprietary ferrite material names. Other materials can also be available on request.

Figure 4 - Relationship between the magnetic permeability of each material and its effective frequency range

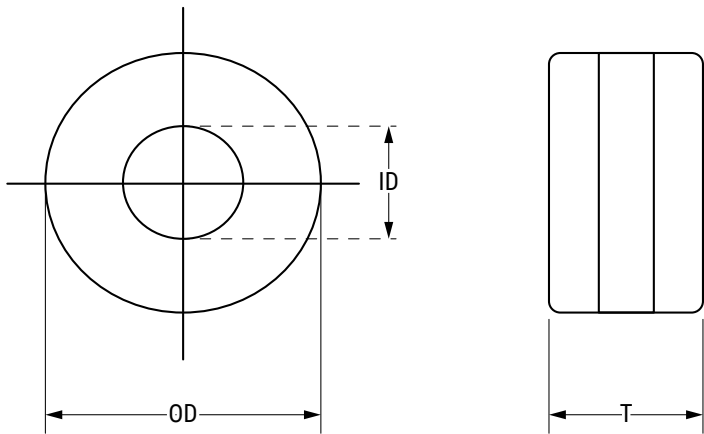


## Environmental Compliance

All KEMET EMI cores are RoHS compliant.

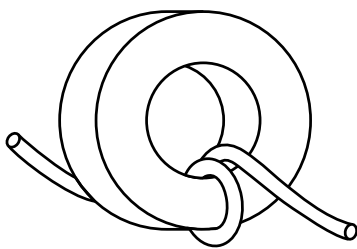


## Dimensions – Millimeters



See Table 1 for dimensions

## Installation Example



## Performance Characteristics

Item	Performance Characteristics
Operating temperature	-40°C to +120°C
Frequency range	Broadband (low and high) frequency
Outer diameter	29.0 – 146.0 mm
Inner diameter	12.7 – 96.0 mm
Thickness	16.0 – 37.0 mm
Type	Case
Case flame resistant rating	UL94 V-0
Material	Nanocrystal

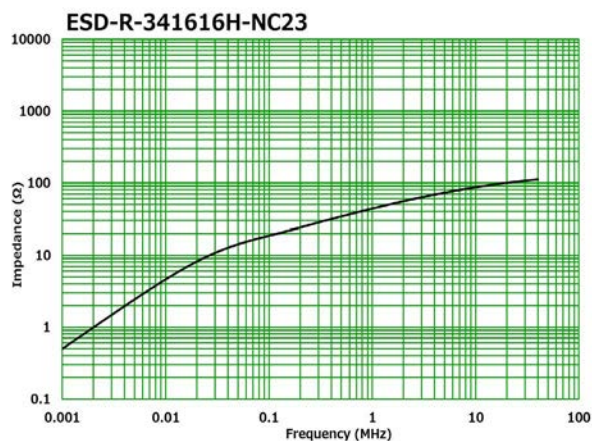
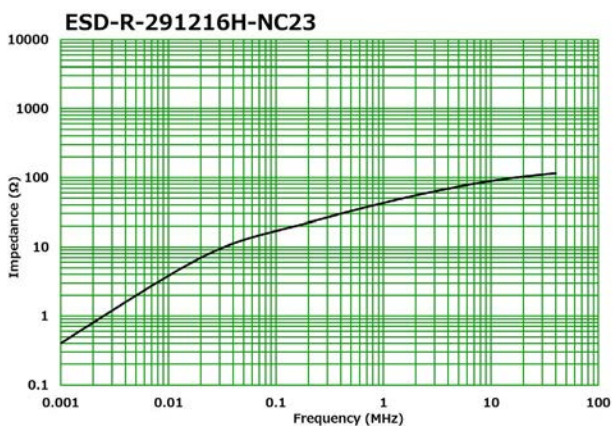
**Table 1 – Ratings & Part Number Reference**

Part Number	Dimensions (mm)			Weight (g)	Case Color	Frequency Range <sup>1</sup>		Material
	OD Maximum	ID	T Maximum			≤ 10 MHz (AM band range)	≤ 300 MHz (FM band range)	
ESD-R-291216H-NC23	29.0	12.7 ±1.0	16.0	20	Black with yellow tape	X	X	Nanocrystal
ESD-R-341616H-NC23	34.0	16.5 ±1.0	16.0	30	Black with yellow tape	X	X	Nanocrystal
ESD-R-421617H-NC23	42.0	16.7 ±1.0	17.0	57	Black with yellow tape	X	X	Nanocrystal
ESD-R-512936H-NC23	51.0	29.5 ±1.0	36.0	145	Black with yellow tape	X	X	Nanocrystal
ESD-R-512419H-NC23	51.0	24.4 ±1.0	19.0	68	Black with yellow tape	X	X	Nanocrystal
ESD-R-613325H-NC23	61.0	33.2 ±1.0	25.0	186	Black with yellow tape	X	X	Nanocrystal
ESD-R-854626H-NC23	85.0	46.0 ±1.0	26.0	345	Black with yellow tape	X	X	Nanocrystal
ESD-R-1105826H-NC23	110.0	58.5 ±1.0	26.0	615	Black with yellow tape	X	X	Nanocrystal
ESD-R-1469637H-NC23	146.0	96.0 ±1.0	37.0	1200	Black with yellow tape	X	X	Nanocrystal

<sup>1</sup> Frequency range is for reference only. Please test with actual device before use.

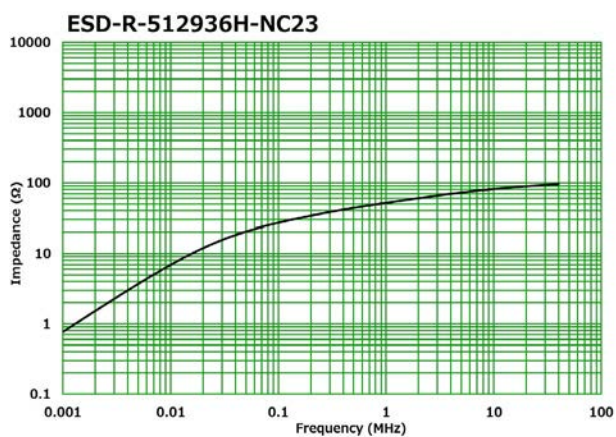
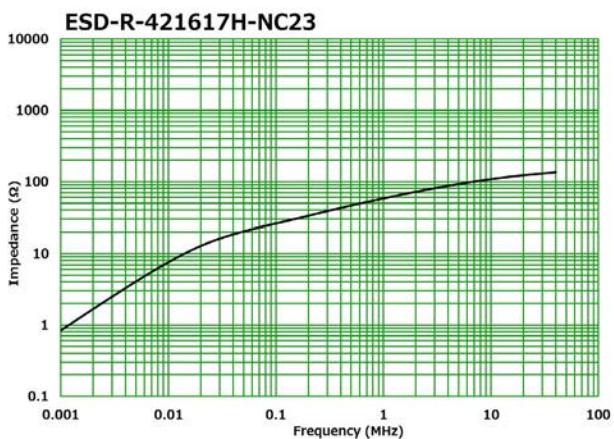
## Impedance vs. Frequency

### Bare Type

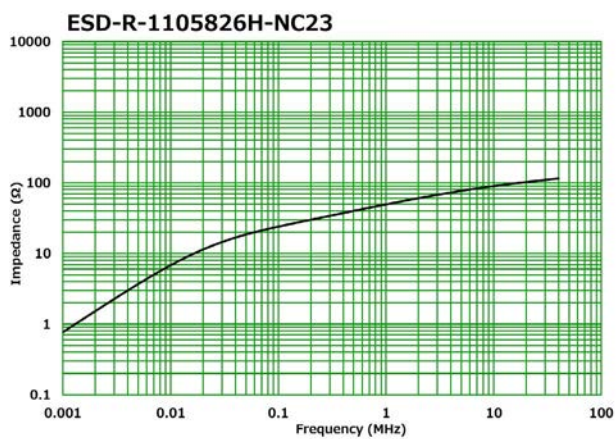
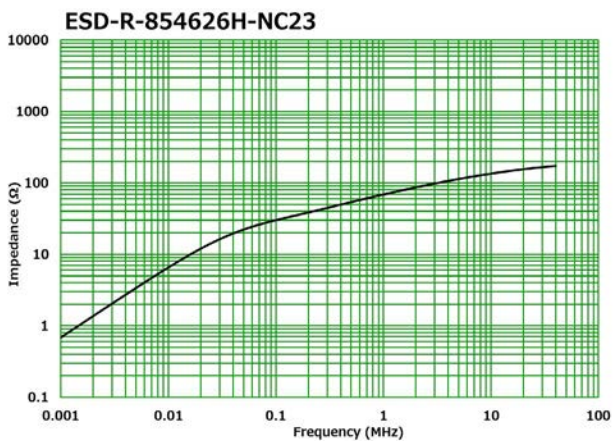
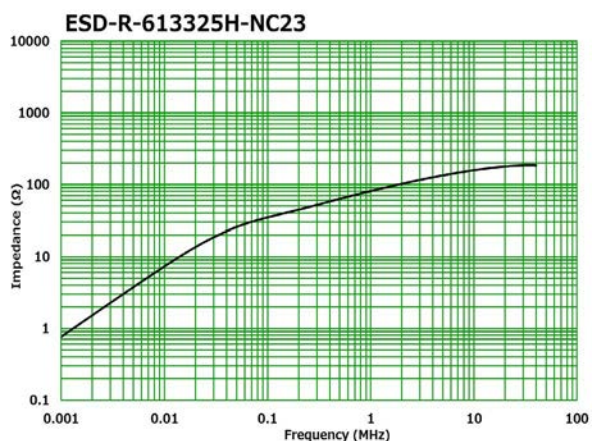
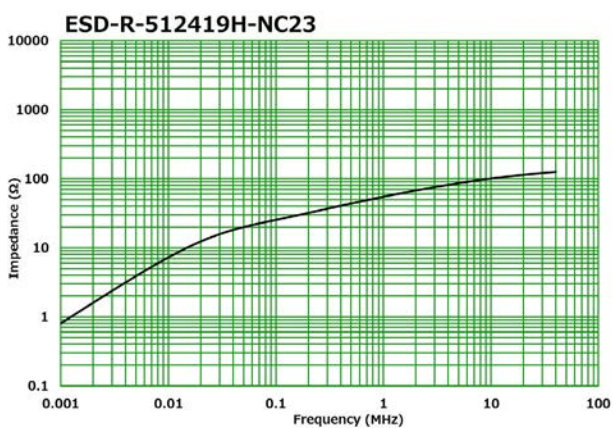


## Impedance vs. Frequency cont.

### Bare Type

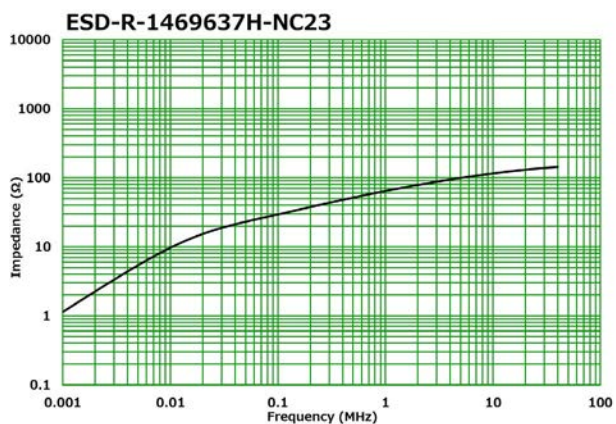


### Coated Type



## Impedance vs. Frequency cont.

Case Type



## Packaging

Part Number	Packaging Type	Pieces per Box
ESD-R-291216H-NC23	Tray	300
ESD-R-341616H-NC23		200
ESD-R-421617H-NC23		60
ESD-R-512936H-NC23		100
ESD-R-512419H-NC23		60
ESD-R-613325H-NC23		24
ESD-R-854626H-NC23		12
ESD-R-1105826H-NC23		6
ESD-R-1469637H-NC23		

## Handling Precautions

EMI Cores should be stored in normal working environments. While the EMI Cores themselves are quite robust in other environments, avoid exposure to high temperatures, high humidity, corrosive atmospheres and long term storage for case, snap-on and split types.

KEMET recommends that maximum storage temperature not exceed 40°C and maximum storage humidity not exceed 75% relative humidity. Atmospheres should be free of chlorine, sulfur and alkali bearing compounds. Avoid also storage near strong magnetic fields as this might magnetize the product.

Temperature fluctuations should be minimized to avoid condensation or cracks on the parts. Mechanical shocks can bring to cracks as well.

---

## Export Control

### For customers in Japan

For products that are controlled items subject to the “Foreign Exchange and Foreign Trade Law” of Japan, the export license specified by the law is required for export.

### For customers outside Japan

EMI Core products should not be used or sold for use in the development, production, stockpiling or utilization of any conventional weapons or mass-destructive weapons (nuclear weapons, chemical or biological weapons, or missiles), or any other weapons.



## KEMET Electronics Corporation Sales Offices

For a complete list of our global sales offices, please visit [www.kemet.com/sales](http://www.kemet.com/sales).

---

### Disclaimer

All product specifications, statements, information and data (collectively, the "Information") in this datasheet are subject to change. The customer is responsible for checking and verifying the extent to which the Information contained in this publication is applicable to an order at the time the order is placed. All Information given herein is believed to be accurate and reliable, but it is presented without guarantee, warranty, or responsibility of any kind, expressed or implied.

Statements of suitability for certain applications are based on KEMET Electronics Corporation's ("KEMET") knowledge of typical operating conditions for such applications, but are not intended to constitute – and KEMET specifically disclaims – any warranty concerning suitability for a specific customer application or use. The Information is intended for use only by customers who have the requisite experience and capability to determine the correct products for their application. Any technical advice inferred from this Information or otherwise provided by KEMET with reference to the use of KEMET's products is given gratis, and KEMET assumes no obligation or liability for the advice given or results obtained.

Although KEMET designs and manufactures its products to the most stringent quality and safety standards, given the current state of the art, isolated component failures may still occur. Accordingly, customer applications which require a high degree of reliability or safety should employ suitable designs or other safeguards (such as installation of protective circuitry or redundancies) in order to ensure that the failure of an electrical component does not result in a risk of personal injury or property damage.

Although all product-related warnings, cautions and notes must be observed, the customer should not assume that all safety measures are indicated or that other measures may not be required.

*KEMET is a registered trademark of KEMET Electronics Corporation.*