

## EM FIT 75/220...240/550 D CS L

ELEMENT EM FIT Non SELV | Linear / Area Constant Current – Non dimmable



### Product family features

- Line frequency: 50 Hz | 60 Hz
- Supply voltage: 220...240 V
- Lifetime: up to 50,000 h (temperature at  $T_c$  max. = -10 °C, max 10% failure rate)
- Wide output voltage range
- Fixed output (no dimming)

### Product family benefits

- Small housing design
- Flexible current setting (DIPswitch – 4 currents)
- High efficiency and reliability
- Enhanced safety due to overload, overtemperature, short-circuit protection
- High light quality due to low ripple current
- Long lasting and high reliability

## Areas of application

- Linear and area lighting
- Shop lighting
- Offices, Public buildings, Supermarkets
- Industry lighting
- Suitable for luminaires of protection class I and II

## Technical data

### Electrical data

Nominal input voltage	220...240 V
Mains frequency	50/60 Hz
Input voltage AC	198...264 V
Current set	DipSwitch
Total harmonic distortion	< 20 % <sup>1)</sup>
Power factor $\lambda$	$\geq 0.95$ <sup>2)</sup>
Efficiency in full-load	92 % <sup>3)</sup>
Device power loss	6.5 W <sup>4)</sup>
Inrush current	60 A <sup>5)</sup>
Max. ECG no. on circuit breaker 10 A (B)	8
Max. ECG no. on circuit breaker 16 A (B)	13
Surge capability (L/N-Ground)	2 kV <sup>6)</sup>
Surge capability (L-N)	1 kV
Nominal output voltage	90...216 V <sup>7)</sup>
U-OUT (working voltage)	< 250 V
Nominal output current	350 mA / 400 mA / 500 mA / 550 mA <sup>8)</sup>
Output current tolerance	$\pm 7.5$ %
Output ripple current (100 Hz)	< 10 % <sup>9)</sup>
Output PSTLM	$\leq 1$
Output SVM	$\leq 0.4$
Nominal output power	31.5...75.6 W
Maximum output power	75.6 W
Galvanic isolation	Non isolated

1) At full load

2) Full load at 220...240 V<sub>AC</sub>/50 Hz

3) at 230 V, 50 Hz

4) At 230 V

5)  $t_{width} = 170 \mu s$  (measured at 50 %  $I_{peak}$ )

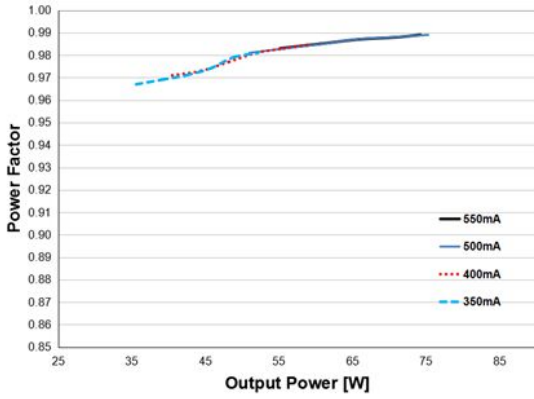
6) L/N – PE acc to EN 61547 Clause 5.7

7) At 550 mA output / At 500 mA output / At 400 mA output / At 350 mA output

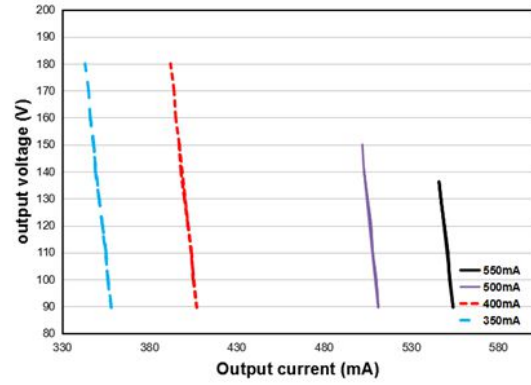
8)  $\pm 7.5$  %

9) Ripple average at 100 Hz

## Typical Power Factor v Load



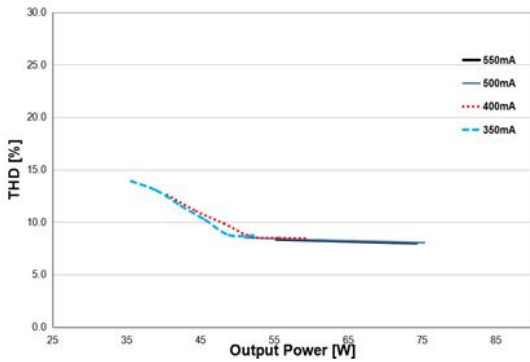
## Operating Window



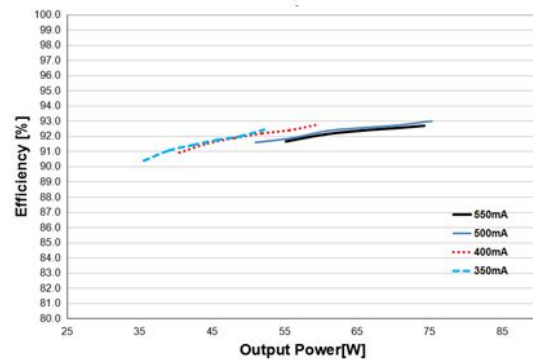
EM FIT 75 220 240 550 D CS L Typical Power Factor vs. Load

EM FIT 75 220-240 550 D CS L Operating Window

## Typical THD v Load



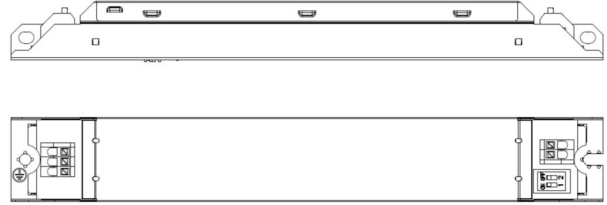
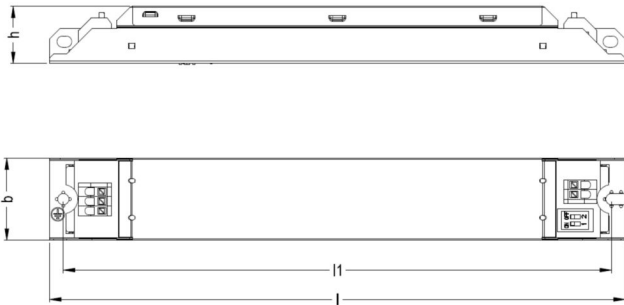
## Typical Efficiency v Load 230 V 50 Hz



EM FIT 75 220 240 550 D CS L Typical THD vs Load

EM FIT 75 220-240 550 D CS L Typical Efficiency vs. Load

## Dimensions & weight



<b>Length</b>	210.0 mm
<b>Width</b>	30.0 mm
<b>Height</b>	21.0 mm
<b>Mounting hole spacing, length</b>	200.0 mm
<b>Cable cross-section, input side</b>	0.5...1.5 mm <sup>2</sup> / 0.75...1.5 mm <sup>2</sup> <sup>1)</sup>
<b>Cable cross-section, output side</b>	0.5...1.5 mm <sup>2</sup> / 0.75...1.5 mm <sup>2</sup> <sup>1)</sup>
<b>Wire preparation length, input side</b>	7...8 mm
<b>Wire preparation length, output side</b>	7...8 mm
<b>Product weight</b>	140.00 g

1) Solid or flexible leads

## Colors & materials

<b>Casing material</b>	Metal
------------------------	-------

## Temperatures & operating conditions

<b>Ambient temperature range</b>	-20...+50 °C
<b>Maximum temperature at tc test point</b>	75 °C
<b>Max.housing temperature in case of fault</b>	110 °C
<b>Temperature range at storage</b>	-40...85 °C
<b>Permitted rel. humidity during operation</b>	5...90 % <sup>1)</sup>

1) Non-condensing

## Expected Lifetime

Product name				
EM FIT 75/220...240/550 D CS L	ECG ambient temperature [ta]			
	Temperature at tc-point [°C]	75		
	Lifetime [h]			

## Lifespan

<b>ECG lifetime</b>	35000 h / 50000 h <sup>1)</sup>
---------------------	---------------------------------

1) At maximum  $T_c = 65^\circ\text{C}$  / 10% failure rate / At maximum  $T_c = 60^\circ\text{C}$  / 10% failure rate

## Additional product data

<b>Encapsulated</b>	No
---------------------	----

## Capabilities

<b>Programming interface</b>	Dipswitch
<b>Dimmable</b>	No
<b>Constant lumen function</b>	No
<b>Max. cable length to lamp/LED module</b>	2.0 m <sup>1)</sup>
<b>Suitable for fixtures with prot. class</b>	I
<b>Type of connection, input side</b>	Terminal
<b>Type of connection, output side</b>	Terminal
<b>Number of channels</b>	1
<b>Overheating protection</b>	Automatic reversible
<b>Overload protection</b>	Automatic reversible
<b>Short-circuit protection</b>	Automatic reversible
<b>Intended for no-load operation</b>	No
<b>No-load proof</b>	Yes

1) Output wires must be routed as close as possible to each other

## Programming

Programming device	DIPswitch
Tuner4TRONIC	No
Tuner4TRONIC Field App	No
Box programming	No

## Certificates & standards

Approval marks – approval	CE / CCC / EAC / ENEC / RCM / UKCA / TISI
Standards	Acc. to IEC 61000-3-2 / Acc. to IEC 61347-1 / Acc. to IEC 61347-2-13 / Acc. to IEC 61547 / Acc. to IEC 62384 / CISPR 15/EN 55015
Type of protection	IP20
Protection class	I

## Logistical data

Commodity code	85044083900
----------------	-------------

## Environmental information

Information according Art. 33 of EU Regulation (EC) 1907/2006 (REACH)	
Date of Declaration	24-03-2024
Primary Article Identifier	4062172219952
Declaration No. in SCIP database	In work

## Download Data

File		
Certificates	PDF	▶ OT constant current EAC DE PA01 B 34987 21 071221
Certificates	PDF	▶ EM FIT D CS L CB NL 73951 M1 071221
Certificates	PDF	▶ EM FIT CS L&D CS L ENEC 35 120653 071221
Certificates	PDF	▶ EM FIT 60 75 D CS L CCC 2021171002004162 071221
Certificates	PDF	▶ NSW27963 2 certificate of EM FIT D CS L
Mandatory Publications	PDF	▶ EM FIT D CS L CE 4332160 161023
Mandatory Publications	PDF	▶ EM FIT D CS L UK DoC 4332161 280721
User instruction	PDF	▶ ELEMENT LED Power Supply

## Ecodesign regulation information:

Intended for use with LED modules.

The forward voltage of the LED light source shall be within the defined operating window of the control gear in all operating conditions including dimming if applicable.

Separate control gear and light sources must be disposed of at certified disposal companies in accordance with Directive 2012/19/EU (WEEE) in the EU and with Waste Electrical and Electronic Equipment (WEEE) Regulations 2013 in the UK. For this purpose, collection points for recycling centres and take-back systems (CRSO) are available from retailers or private disposal companies, which accept separate control gear and light sources free of charge. In this way, raw materials are conserved and materials are recycled.



## Logistical Data

Product code	Product description	Packaging unit (Pieces/Unit)	Dimensions (length x width x height)	Volume	Gross weight
4062172219952	EM FIT 75/220...240/550 D CS L	Shipping carton box 20 Pieces	375 x 250 x 75 mm	7.03 dm <sup>3</sup>	3234.00 g

The mentioned product code describes the smallest quantity unit which can be ordered. One shipping unit can contain one or more single products. When placing an order, for the quantity please enter single or multiples of a shipping unit

## Disclaimer

Subject to change without notice. Errors and omission excepted. Always make sure to use the most recent release.