

TUNING KNOBS

Order data on pages 200-203

OKW
GEHÄUSE
SYSTEME



LARGE SELECTION OF TYPES



THE PRODUCT

The TUNING KNOB range covers many different fields of application.



Choose the TUNING KNOB whose size and design meets your own special requirements.



Thanks to the large selection of types, you have the opportunity of giving your appliances their own individual "face".



YOUR ADVANTAGE

For the varying applications involved we offer a range of tuning knobs in thermoplastic as well as knobs in thermosetting plastic for high temperature resistance (Duroplast).

Different designs and sizes – practical, with a good grip.

High-grade metal effects thanks to aluminum cap or insert embellisher. The color and styling of the front panel thus form a unified whole.

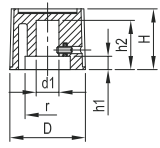

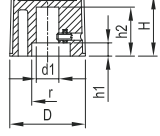

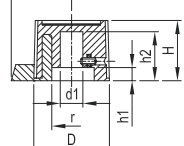

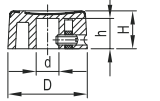

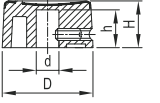

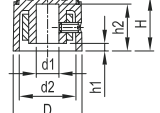

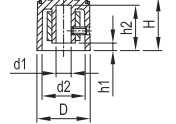
Versions with markings – advantageous for adjusting and indicating.

Fastenings

According to knob type

- A) Metal bush, metal ring or square-head nut and cupped point threaded studs with securing recess.
- B) Cupped point threaded studs with securing recess. Thread in plastic jacket (low cost knob version).
- C) Circular spring (tuning knobs with profile boreholes for axes 0.236"/0.181").


WITH INSERT EMBELLISHER PLATE/CAP AND LATERAL SCREW FIXING

Picture	Material	Dim. in inches	Part-No.
	Duroplast black, insert embellisher plate aluminum.	 D d1 r H h1 h2 1.102 0.236 0.413 0.630 0.138 0.512	A 13 28 160
	Duroplast black, insert embellisher plate aluminum.	 D d1 r H h1 h2 0.787 0.236 0.209 0.630 0.138 0.512 0.957 0.236 0.374 0.630 0.138 0.520	A 13 20 260 A 13 24 260
	Duroplast black, marking element white, insert embellisher plate aluminum.	 D d1 r H h1 h2 l 0.941 0.236 0.322 0.630 0.138 0.512 0.709	A 13 18 560
	Duroplast black, embellisher cap aluminum.	 D d H h 0.827 0.236 0.394 0.315	A 13 21 260
	Thermoplastic black, embellisher cap aluminum.	 D d H h 0.945 0.236 0.488 0.394	A 16 24 260
	Thermoplastic black, embellisher cap aluminum.	 D d1 d2 H h1 h2 0.717 0.236 0.591 0.559 0.079 0.488	A 13 18 260
	Duroplast black, embellisher cap aluminum.	 D d1 d2 H h1 h2 0.555 0.157 0.449 0.551 0.079 0.472	A 13 14 240



WITH INSERT EMBELLISHER PLATE/CAP AND LATERAL SCREW FIXING

Picture	Material	Dim. in inches	Part-No.						
	Thermoplastic aluminum cap, indicator line black.		D	d	H	h	A 14 16 449		
			0.656	0.157	0.591	0.5			
			0.626	0.236	0.598	0.488	A 14 16 469		
	Thermoplastic aluminum cap, indicator line black.		D	d	H1	h1	H2	h2	A 14 21 469
			0.870	0.236	0.563	0.472	-	-	
			0.874	0.236	-	0.472	0.705	0.610	A 14 22 469
	Thermoplastic aluminum cap, indicator line black.		D	d	H	h	A 14 32 469		
			1.256	0.236	0.551	0.472			
	Thermoplastic aluminum cap, indicator line black.		D	d	H	h	A 14 12 441		
			0.472	0.157	0.283	0.217			
			0.472	0.236	0.280	0.220	A 14 12 461		
	Thermoplastic aluminum cap, indicator line black.		D	d1	d2	H	h1	h2	A 14 18 461
			0.701	0.236	0.512	0.472	0.142	0.398	
			0.886	0.236	0.551	0.524	0.118	0.433	
			1.488	0.236	1.291	0.626	0.118	0.531	A 14 22 461
									A 14 38 461
	Thermoplastic aluminum cap, indicator line black.		D	d1	d2	H	h1	h2	A 14 18 261
			0.736	0.236	0.508	0.472	0.130	0.374	
			0.894	0.236	0.551	0.516	0.114	0.437	
			1.291	0.236	0.610	0.567	0.118	0.484	
			1.531	0.236	1.299	0.630	0.118	0.531	A 14 22 261
									A 14 32 261
									A 14 38 261
	Thermoplastic aluminum cap black anodized, indicator line white.		D	d1	d2	H	h1	h2	A 14 18 260
			0.732	0.236	0.512	0.472	0.130	0.374	
			0.898	0.236	0.551	0.512	0.118	0.433	
			1.299	0.236	0.610	0.563	0.118	0.492	
									A 14 22 260
									A 14 32 260



WITH LATERAL SCREW FIXING

Picture	Material	Dim. in inches	Part-No.
	Duroplast black, indicator line white.	 D d1 d2 H h1 h2 0.744 0.236 0.587 0.531 0.122 0.425	A 13 19 260
	Thermoplastic black, red marking.	 D d1 d2 H h1 h2 0.646 0.157 0.492 0.484 0.079 0.409	A 13 16 240
	Thermoplastic black.	 D d1 d2 H h1 h2 0.784 0.236 0.669 0.630 0.118 0.551	A 13 21 160
	Thermoplastic black.	 D d H h1 h2 l 0.606 0.236 0.520 0.059 0.390 0.457	A 13 10 560
	Thermoplastic black.	 D d1 d2 H h1 h2 l 0.449 0.157 0.374 0.413 0.051 0.354 0.335 0.783 0.236 0.630 0.610 0.138 0.520 0.531	A 16 85 540 A 16 13 560
	Duroplast black, indicator line white.	 D d1 d2 H h1 h2 l 0.787 0.157 0.539 0.606 0.134 0.531 0.531 0.787 0.236 0.535 0.606 0.138 0.531 0.531	A 13 13 540 A 13 13 560
	Thermoplastic black, indicator line white.	 D d1 d2 H h1 h2 l 0.815 0.236 0.665 0.776 0.244 0.720 0.531	A 13 12 560
	Duroplast black, indicator line white.	 D d1 d2 H h1 h2 l 1.142 0.236 0.827 0.791 0.126 0.591 0.748	A 13 19 560
	Duroplast black, indicator line white.	 D d1 d2 H h1 h2 l 1.220 0.236 0.843 0.784 0.256 0.689 0.787	A 13 21 060
	Duroplast black, indicator line white.	 D d1 d2 d3 H h1 h2 h3 0.984 0.236 0.669 1.228 0.866 0.276 0.512 0.748 1.220 0.236 0.827 1.634 0.984 0.315 0.571 0.866	A 13 31 660 A 13 42 660



WITH LATERAL SCREW FIXING

Picture	Material	Dim. in inches	Part-No.																								
	Duroplast black.		<table border="1"> <thead> <tr> <th>D</th> <th>d1</th> <th>d2</th> <th>H</th> <th>h1</th> <th>h2</th> <th>l1</th> <th>l2</th> </tr> </thead> <tbody> <tr> <td>0.740</td> <td>0.236</td> <td>0.646</td> <td>0.492</td> <td>0.102</td> <td>0.394</td> <td>0.453</td> <td>0.453</td> </tr> </tbody> </table>	D	d1	d2	H	h1	h2	l1	l2	0.740	0.236	0.646	0.492	0.102	0.394	0.453	0.453								
D	d1	d2	H	h1	h2	l1	l2																				
0.740	0.236	0.646	0.492	0.102	0.394	0.453	0.453																				
	Duroplast black.		<table border="1"> <thead> <tr> <th>D</th> <th>d1</th> <th>d2</th> <th>H</th> <th>h1</th> <th>h2</th> <th>l1</th> <th>l2</th> </tr> </thead> <tbody> <tr> <td>0.799</td> <td>0.236</td> <td>0.551</td> <td>0.709</td> <td>0.118</td> <td>0.571</td> <td>0.748</td> <td>0.787</td> </tr> </tbody> </table>	D	d1	d2	H	h1	h2	l1	l2	0.799	0.236	0.551	0.709	0.118	0.571	0.748	0.787								
D	d1	d2	H	h1	h2	l1	l2																				
0.799	0.236	0.551	0.709	0.118	0.571	0.748	0.787																				
	Duroplast black, indicator line white.		<table border="1"> <thead> <tr> <th>D</th> <th>d1</th> <th>d2</th> <th>H</th> <th>h1</th> <th>h2</th> <th>l1</th> <th>l2</th> </tr> </thead> <tbody> <tr> <td>0.799</td> <td>0.236</td> <td>0.657</td> <td>0.504</td> <td>0.118</td> <td>0.433</td> <td>0.669</td> <td>0.591</td> </tr> <tr> <td>0.906</td> <td>0.236</td> <td>0.795</td> <td>0.630</td> <td>0.134</td> <td>0.571</td> <td>0.827</td> <td>0.748</td> </tr> </tbody> </table>	D	d1	d2	H	h1	h2	l1	l2	0.799	0.236	0.657	0.504	0.118	0.433	0.669	0.591	0.906	0.236	0.795	0.630	0.134	0.571	0.827	0.748
D	d1	d2	H	h1	h2	l1	l2																				
0.799	0.236	0.657	0.504	0.118	0.433	0.669	0.591																				
0.906	0.236	0.795	0.630	0.134	0.571	0.827	0.748																				
	Duroplast black, indicator line white.		<table border="1"> <thead> <tr> <th>D</th> <th>d1</th> <th>d2</th> <th>H</th> <th>h1</th> <th>h2</th> <th>l1</th> <th>l2</th> </tr> </thead> <tbody> <tr> <td>0.984</td> <td>0.236</td> <td>0.831</td> <td>0.787</td> <td>0.079</td> <td>0.543</td> <td>0.945</td> <td>0.945</td> </tr> </tbody> </table>	D	d1	d2	H	h1	h2	l1	l2	0.984	0.236	0.831	0.787	0.079	0.543	0.945	0.945								
D	d1	d2	H	h1	h2	l1	l2																				
0.984	0.236	0.831	0.787	0.079	0.543	0.945	0.945																				

WITH PROFILED BOREHOLE AND SPRING FIXING

	Thermoplastic black.		<table border="1"> <thead> <tr> <th>D</th> <th>d1</th> <th>d2</th> <th>d3</th> <th>H</th> <th>h1</th> </tr> </thead> <tbody> <tr> <td>1.772</td> <td>0.236</td> <td>0.181</td> <td>0.591</td> <td>0.512</td> <td>0.390</td> </tr> </tbody> </table>	D	d1	d2	d3	H	h1	1.772	0.236	0.181	0.591	0.512	0.390	A 16 44 960		
D	d1	d2	d3	H	h1													
1.772	0.236	0.181	0.591	0.512	0.390													
	Thermoplastic black.		<table border="1"> <thead> <tr> <th>D</th> <th>d1</th> <th>d2</th> <th>d3</th> <th>H</th> <th>h1</th> <th>h2</th> </tr> </thead> <tbody> <tr> <td>1.457</td> <td>0.236</td> <td>0.181</td> <td>0.366</td> <td>0.602</td> <td>0.315</td> <td>0.287</td> </tr> </tbody> </table>	D	d1	d2	d3	H	h1	h2	1.457	0.236	0.181	0.366	0.602	0.315	0.287	A 16 37 960
D	d1	d2	d3	H	h1	h2												
1.457	0.236	0.181	0.366	0.602	0.315	0.287												

INSERT – for Axes with shaft ends

	Thermoplastic black. For universal use in order to reduce borehole form 6 mm / 0.236" to 4 mm / 0.157".		<table border="1"> <thead> <tr> <th>D</th> <th>d1</th> <th>d2</th> <th>H</th> <th>h</th> </tr> </thead> <tbody> <tr> <td>0.291</td> <td>0.157</td> <td>0.236</td> <td>0.276</td> <td>0.024</td> </tr> </tbody> </table>	D	d1	d2	H	h	0.291	0.157	0.236	0.276	0.024	A 13 00 040
D	d1	d2	H	h										
0.291	0.157	0.236	0.276	0.024										