

## 2JP1502P-SP

2.4/5.0/6.0 GHz ISM Rigid Fiberglass Adhesive Mount

### Key Features

#### 2.4/5.0/6.0 GHz ISM

- 2410-2490 MHz

- 4920-7125 MHz

Self-Adhesive

Wifi 6E Antenna

Low Profile


Embedded Antenna

Ground Plane Independent

High Performance

Dimensions 30 x 15 x 1 mm

Customizable Cable and Connector



## 1. Antenna and electrical specifications

Parameters	2.4/5.0/6.0 GHz ISM Antenna		
<b>Standards</b>	WiFi 6E, BT, ZigBee, ISM, SigFox, LoRa		
<b>Band (MHz)</b>	2.4 GHz	5.0 GHz	6.0 GHz
<b>Frequency (MHz)</b>	2410-2490	4920-5925	5925-7125
<b>Return Loss (dB)</b>	~-11.3	~-12.4	~-12.7
<b>VSWR</b>	~1.9:1	~1.8:1	~1.7:1
<b>Efficiency (%)</b>	~57.7	~70	~68.3
<b>Peak Gain (dBi)</b>	~3.1	~5.0	~4.5
<b>Average Gain (dB)</b>	~-2.4	~-1.6	~-1.7
<b>Impedance (Ohm)</b>	50		
<b>Polarisation</b>	Linear		
<b>Radiation Pattern</b>	Omni-Directional		
<b>Max. Input Power (W)</b>	10		
<b>Connector Type</b>	U.FL Standard (Other Connectors Available)		
<b>Cable Length</b>	100mm Standard (Any Cable Length Available)		
<b>Cable Type</b>	1.37mm Mini-Coax Standard (Other Cables Available)		

### Antenna Measurement Conditions:

Mounted on 30 x 30 x 0.25 cm ABS Plate

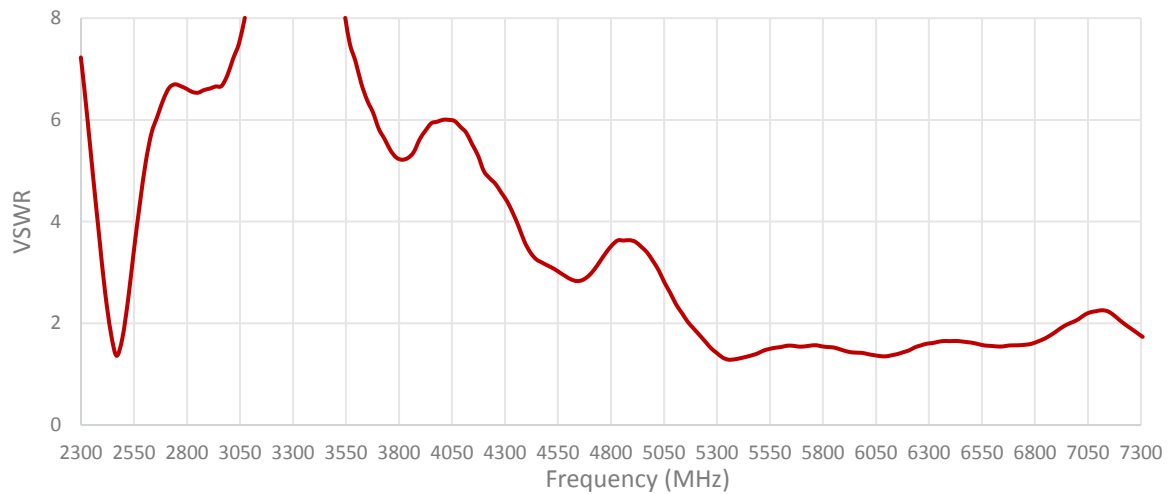
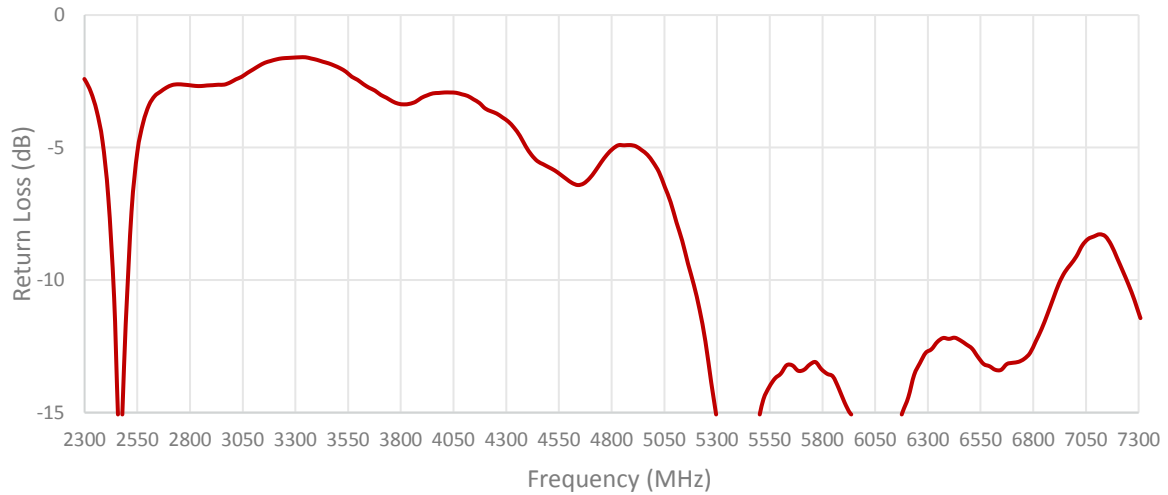
100 mm of 1.37 mm Mini-Coax Cable

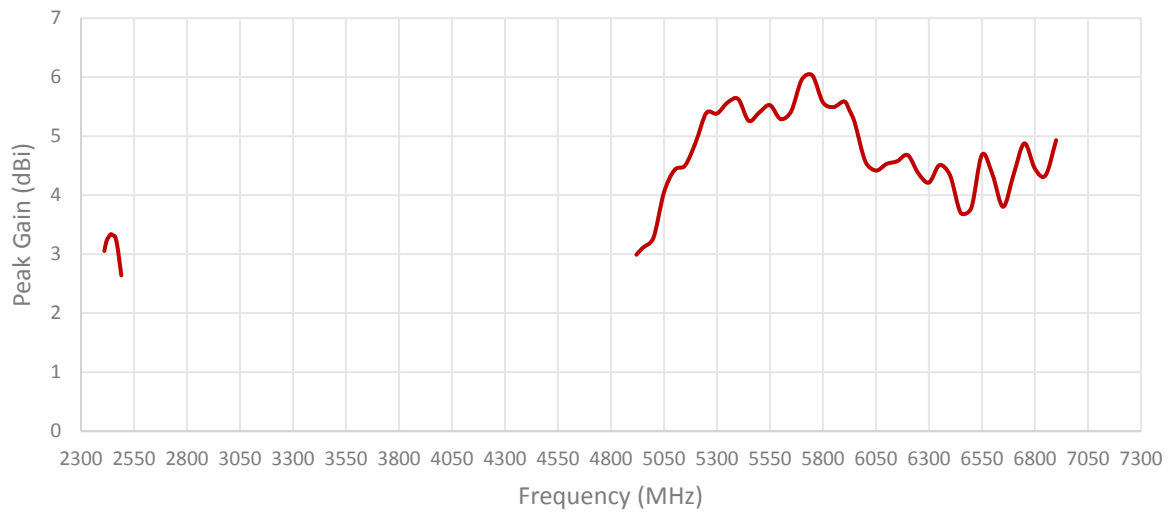
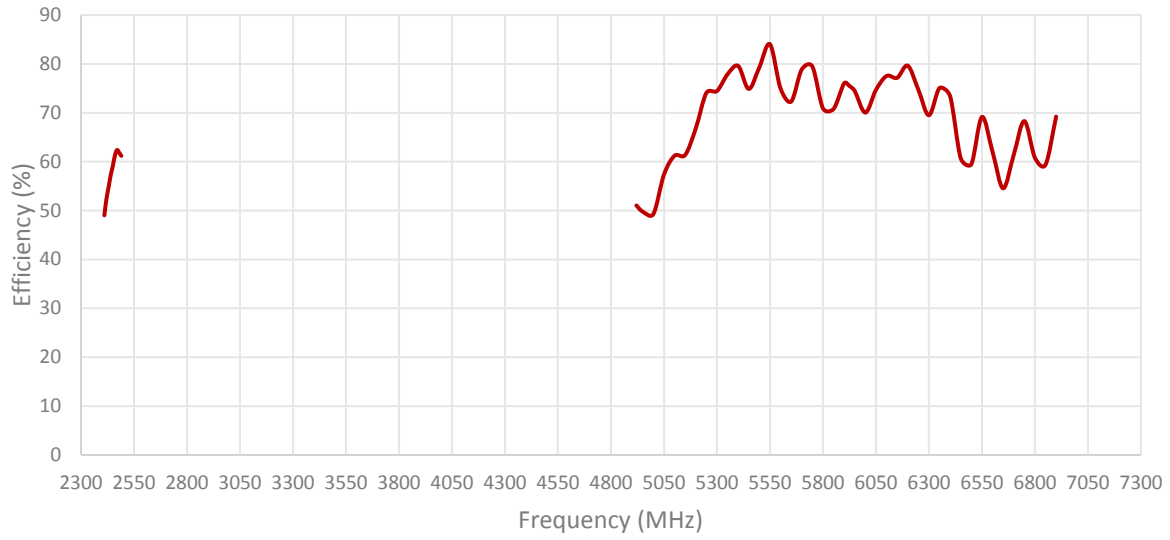
Measured in Certified CTIA 3D Anechoic Chamber

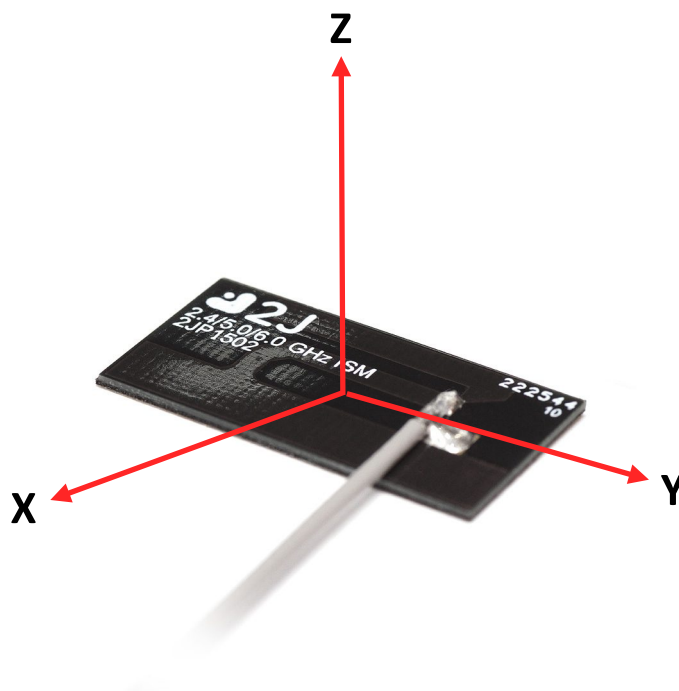
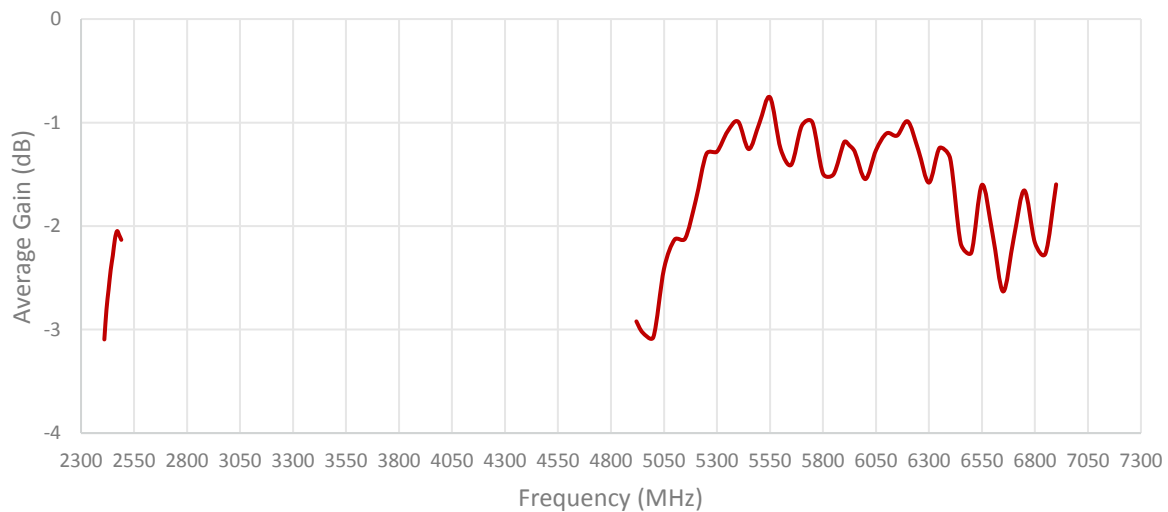
## 2. Mechanical and environmental specifications

Specifications	2JP1502P-SP
<b>Mounting Type</b>	Self-Adhesive
<b>Dimensions (mm)</b>	30 x 15 x 1
<b>Adhesive Type</b>	3M 467
<b>Material</b>	Rigid Fiberglass
<b>Operating Temperature (C)</b>	-40 to +85
<b>Storage Temperature (C)</b>	-40 to +85
<b>Substance Compliance</b>	RoHS

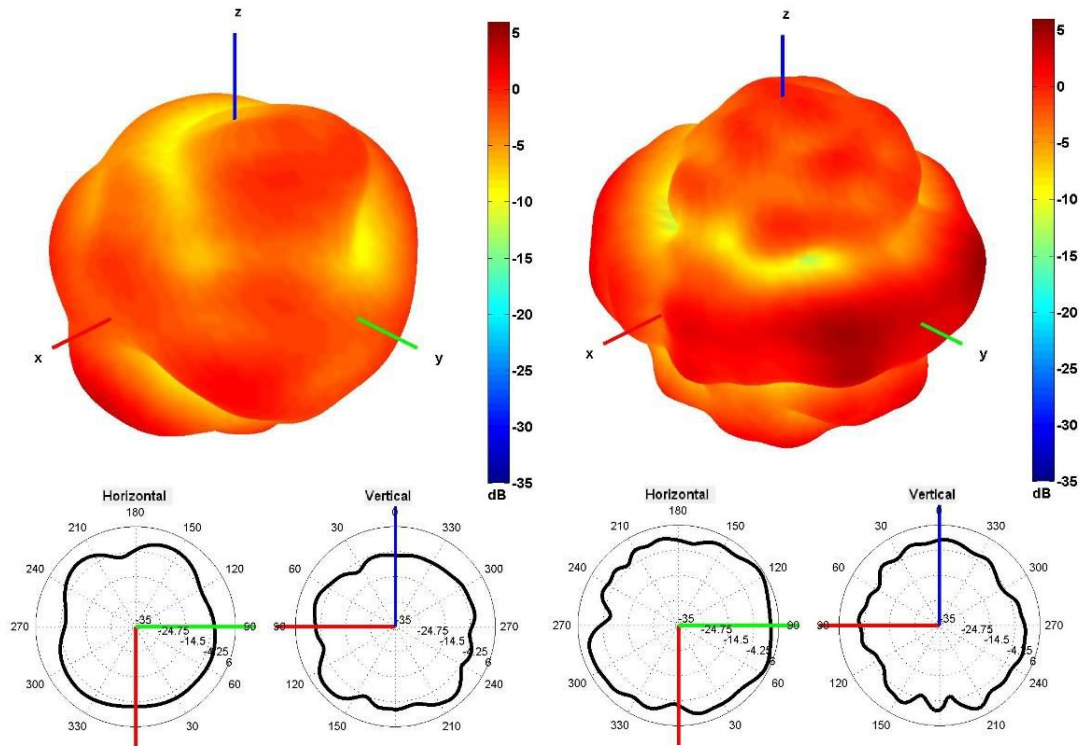
### 3. Antenna parameters



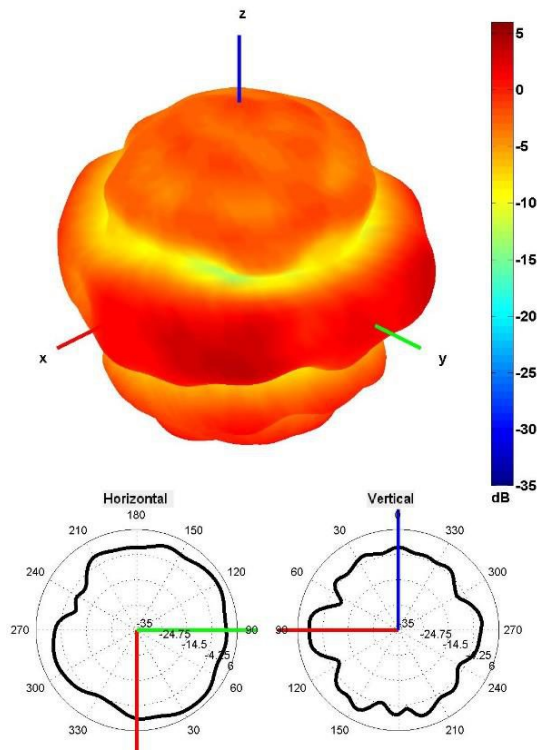




Radiation pattern reference

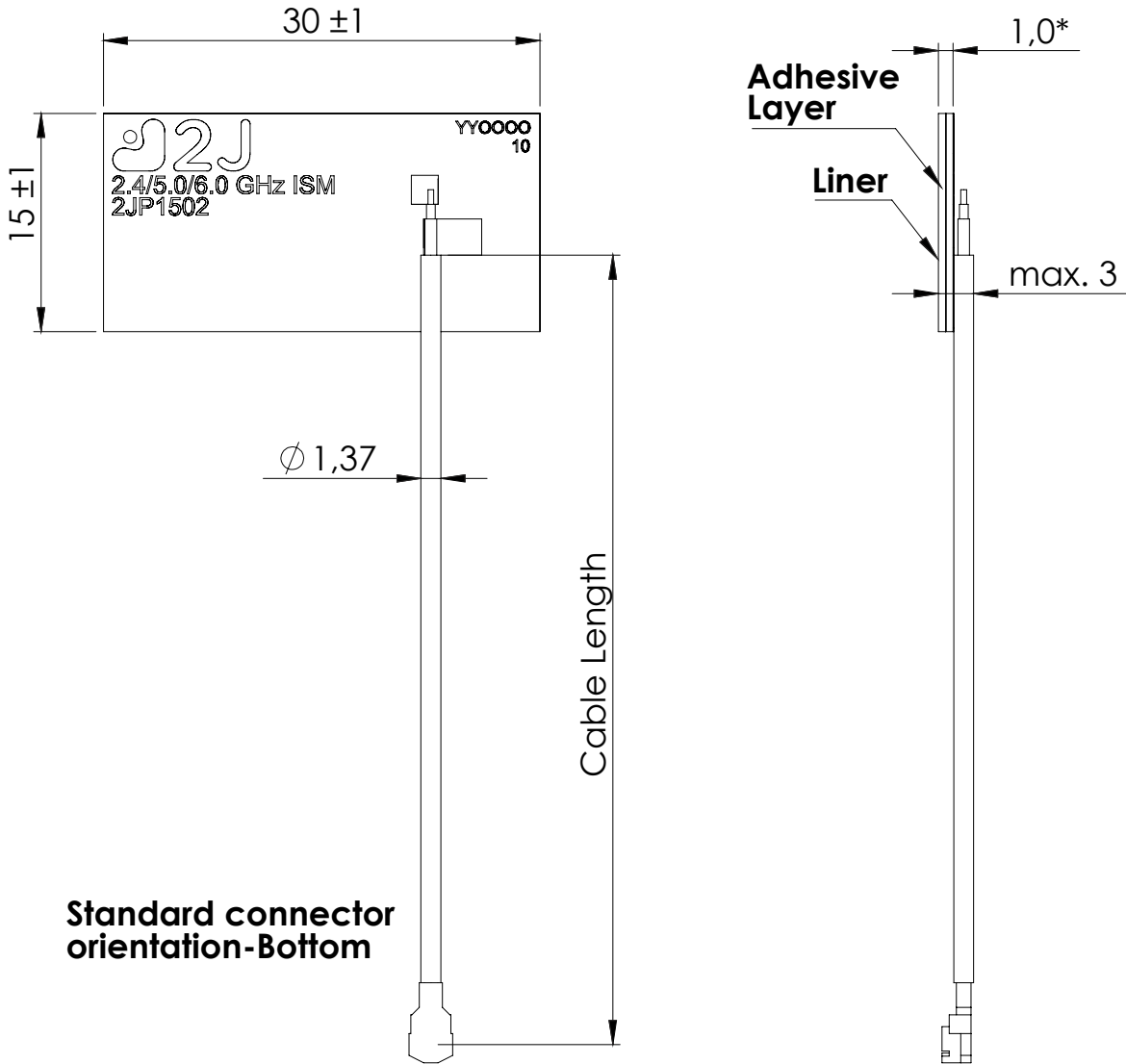


2450 and 5500 MHz Radiation pattern



6500 MHz Radiation pattern

## 4. Antenna drawings



Standard connector  
orientation-Bottom

\* thickness - PCB and Sticker SP

## 5. Antenna Images

