

2J4F01MGF

GPS/GLONASS Magnetic Mount

Key Features

GPS/GLONASS/QZSS/Galileo

- 1575-1606 MHz

Magnetic Mount

Pre-Filter

28 dB Gain

Voltage 1.5 - 3.6 V

Ground Plane Independent

Customizable Cable and Connector

Dimensions 28 × 25 × 13mm

Certificate: IP67



Note: **See other Gain / Filter options available:**

2J4F01MGFz 28 dB Active Gain / Mid-Filter



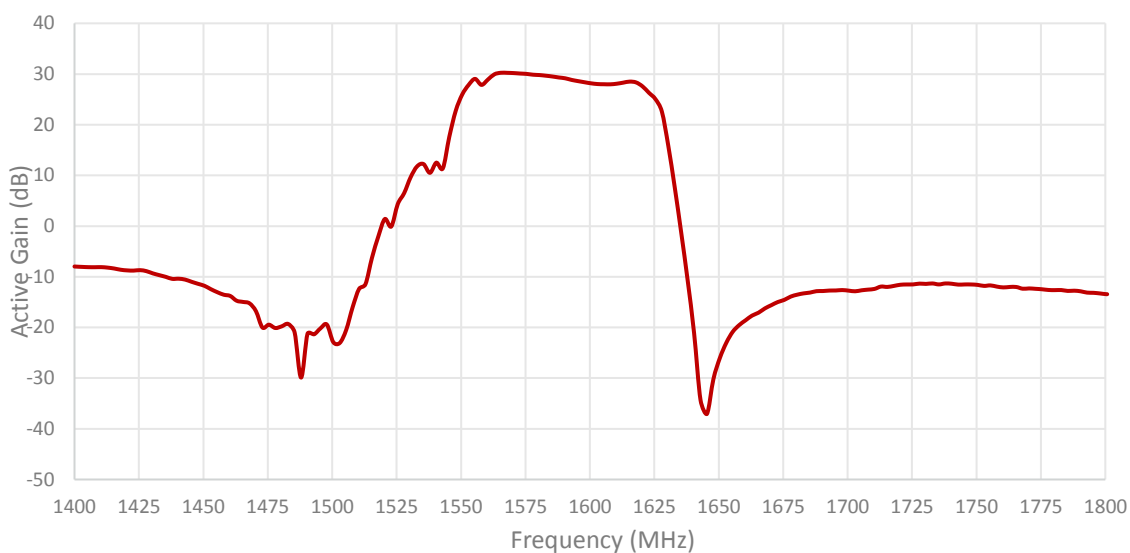
1. Antenna and electrical specifications

Parameters	GNSS Ceramic Active Antenna	
	GPS/QZSS/Galileo	GLONASS
Standards	GPS/QZSS/Galileo	GLONASS
Bands (MHz)	1575	1602
Frequency (MHz)	1575.42	1598-1606
Passive Gain (dBi)	~4.3	~3.8
Impedance (Ohms)	50	
Radiation Pattern	Hemispherical	
Polarization	RHCP	
Voltage Range (V)	1.5 - 3.6	
Active Gain (dB)	28 @ 2.7 V	
Noise Figure (dB)	1.5 @ 2.7 V	
Current Consumption (mA)	9 @ 2.7 V	
Power Consumption (mW)	24.3 @ 2.7 V	
Saw Filter Type	Pre-Filter	
Out of Band Rejection (dB)	~43	
ESD Protection (kV)	2	
Connector Type	SMA-Male Standard (Other Connectors Available)	
Cable Length	300 cm Standard (Any Cable Length Available)	
Cable Type	RG174 Standard (Other Cables Available)	

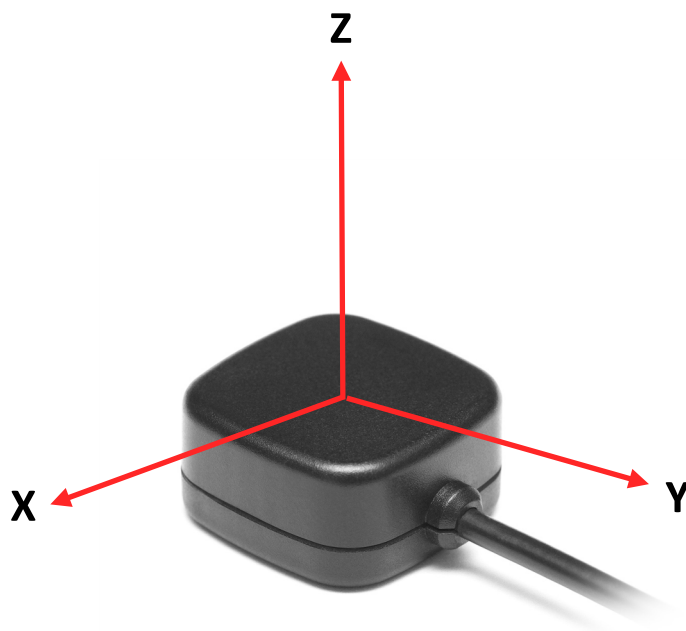
2. Mechanical and environmental specifications

Specifications	2J4F01MGF
Mounting Type	Magnetic Mount
Dimensions (mm)	28 × 25 × 13
Radome Type	ASA
Radome Color	Black
Antenna Base	ASA
Operating Temperature (C)	-40 to +85
Storage Temperature (C)	-40 to +85
Certificate	IP67
Substance Compliance	RoHS
Magnetic Force	16 N (placed on 0.8mm thick steel sheet)

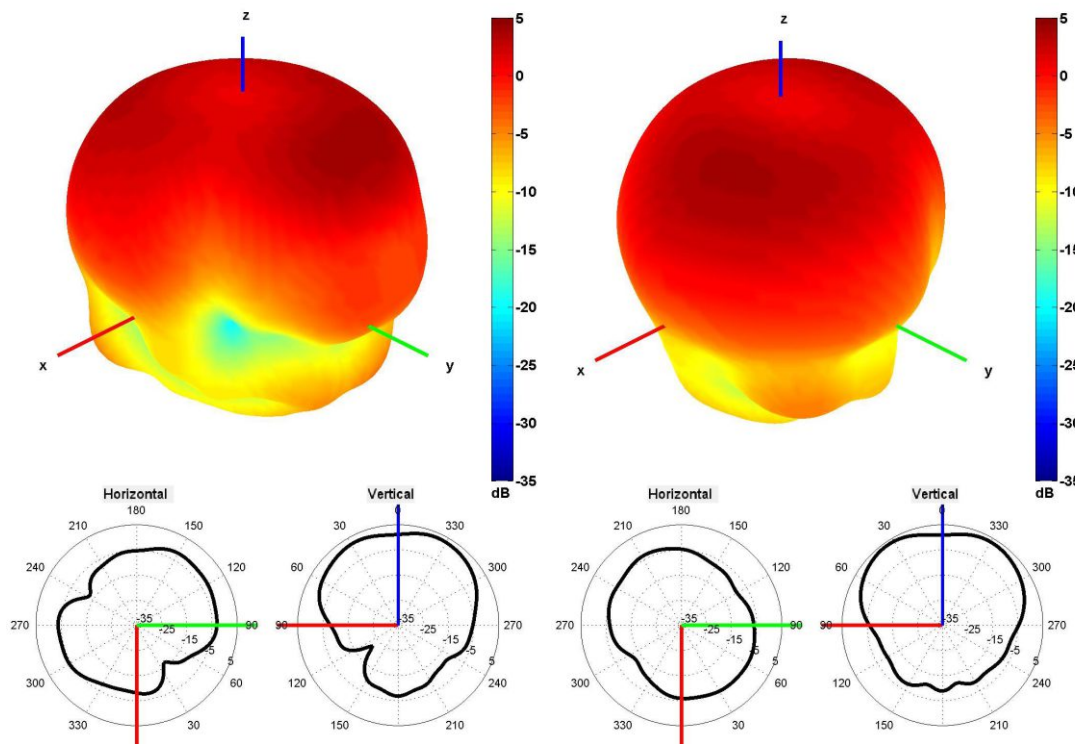
3. Antenna parameters



* Measured at 2.7 V

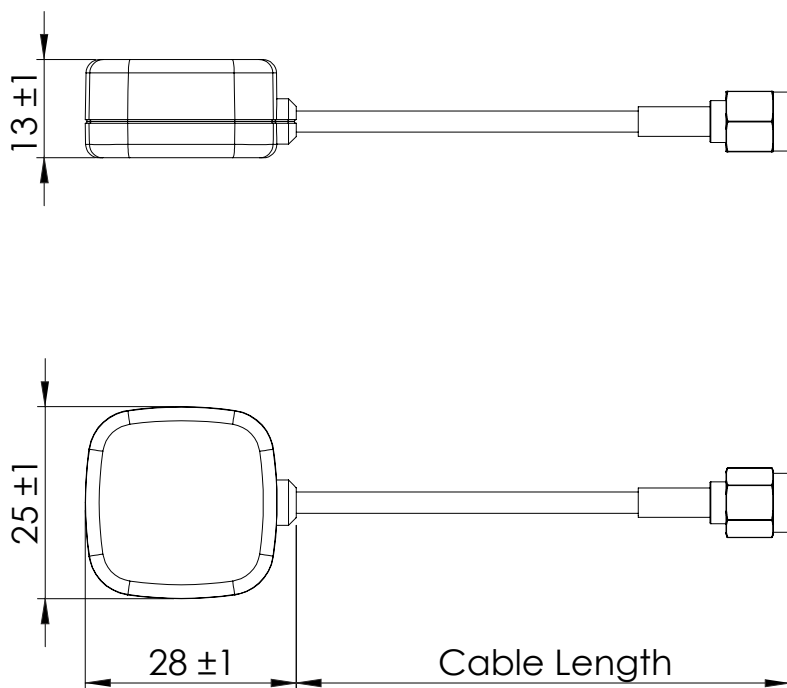


Radiation pattern reference



1575 MHz and 1600 MHz Radiation pattern

4. Antenna drawings



5. Antenna Images

